




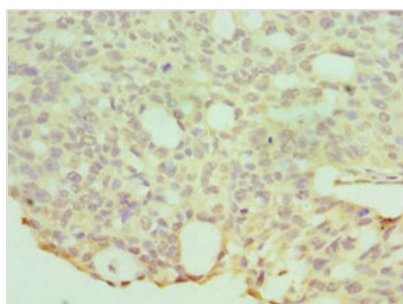
HYAL1 Antibody

Product Code	CSB-PA623651ESR2HU
Storage	Upon receipt, store at -20°C or -80°C. Avoid repeated freeze.
Uniprot No.	Q12794
Immunogen	Recombinant Human Hyaluronidase-1 protein (136-435AA)
Raised In	Rabbit
Species Reactivity	Human
Tested Applications	ELISA, WB, IHC; Recommended dilution: WB:1:500-1:2000, IHC:1:20-1:200
Form	Liquid
Conjugate	Non-conjugated
Storage Buffer	PBS with 0.02% sodium azide, 50% glycerol, pH7.3.
Purification Method	Antigen Affinity Purified
Isotype	IgG
Clonality	Polyclonal
Alias	Hyaluronidase-1 (Hyal-1) (EC 3.2.1.35) (Hyaluronoglucosaminidase-1) (Lung carcinoma protein 1) (LuCa-1), HYAL1, LUCA1
Immunogen Species	Homo sapiens (Human)
Research Area	Signal Transduction
Target Names	HYAL1

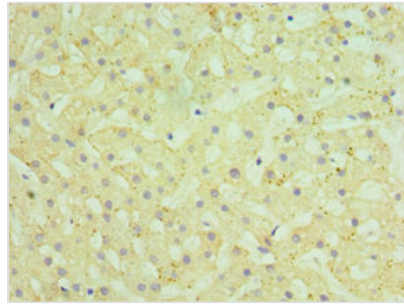
Image



Western blot
 All lanes: HYAL1 antibody at 2µg/ml + HepG2 whole cell lysate
 Secondary
 Goat polyclonal to rabbit IgG at 1/10000 dilution
 Predicted band size: 49, 46, 28, 24, 20, 11, 38 kDa
 Observed band size: 49 kDa



Immunohistochemistry of paraffin-embedded human endometrial cancer using CSB-PA623651ESR2HU at dilution of 1:100



Immunohistochemistry of paraffin-embedded human liver tissue using CSB-PA623651ESR2HU at dilution of 1:100

Usage

For Research Use Only. Not for use in diagnostic or therapeutic procedures.