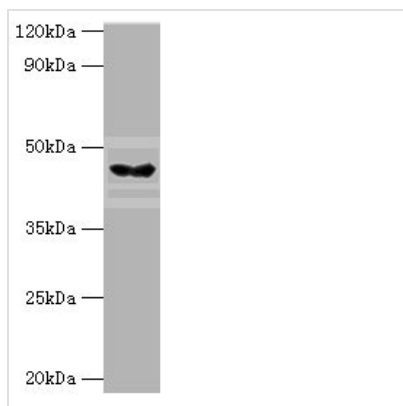




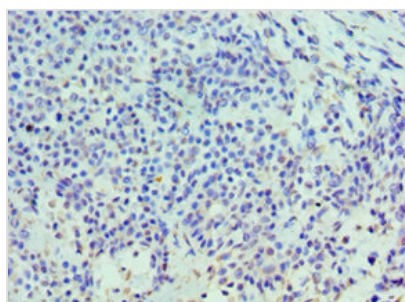
HYAL3 Antibody

Product Code	CSB-PA010920ESR2HU
Storage	Upon receipt, store at -20°C or -80°C. Avoid repeated freeze.
Uniprot No.	O43820
Immunogen	Recombinant Human Hyaluronidase-3 protein (198-417AA)
Raised In	Rabbit
Species Reactivity	Human, Mouse
Tested Applications	ELISA, WB, IHC; Recommended dilution: WB:1:200-1:1000, IHC:1:20-1:200
Form	Liquid
Conjugate	Non-conjugated
Storage Buffer	PBS with 0.02% sodium azide, 50% glycerol, pH7.3.
Purification Method	Antigen Affinity Purified
Isotype	IgG
Clonality	Polyclonal
Alias	Hyaluronidase-3 (Hyal-3) (EC 3.2.1.35) (Hyaluronoglucosaminidase-3) (Lung carcinoma protein 3) (LuCa-3), HYAL3, LUCA3
Immunogen Species	Homo sapiens (Human)
Research Area	Signal Transduction
Target Names	HYAL3

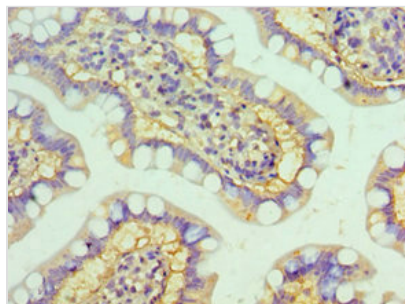
Image



Western blot
 All lanes: HYAL3 antibody at 4µg/ml + Mouse liver tissue
 Secondary
 Goat polyclonal to rabbit IgG at 1/10000 dilution
 Predicted band size: 47, 44, 19, 16 kDa
 Observed band size: 47 kDa



Immunohistochemistry of paraffin-embedded human breast cancer using CSB-PA010920ESR2HU at dilution of 1:100



Immunohistochemistry of paraffin-embedded human small intestine tissue using CSB-PA010920ESR2HU at dilution of 1:100

Usage

For Research Use Only. Not for use in diagnostic or therapeutic procedures.