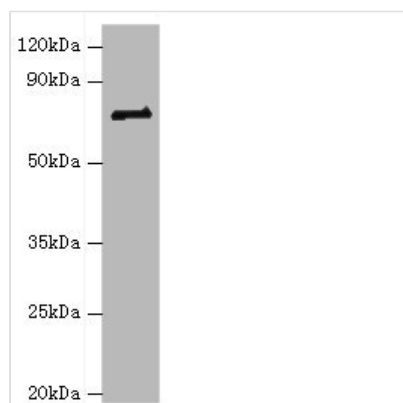




HNRNPM Antibody

Product Code	CSB-PA010613ESR1HU
Storage	Upon receipt, store at -20°C or -80°C. Avoid repeated freeze.
Uniprot No.	P52272
Immunogen	Recombinant Human Heterogeneous nuclear ribonucleoprotein M protein (491-730AA)
Raised In	Rabbit
Species Reactivity	Human
Tested Applications	ELISA, WB, IHC; Recommended dilution: WB:1:200-1:1000, IHC:1:20-1:200
Form	Liquid
Conjugate	Non-conjugated
Storage Buffer	PBS with 0.02% sodium azide, 50% glycerol, pH7.3.
Purification Method	Antigen Affinity Purified
Isotype	IgG
Clonality	Polyclonal
Alias	Heterogeneous nuclear ribonucleoprotein M (hnRNP M), HNRNPM, HNRPM NAGR1
Immunogen Species	Homo sapiens (Human)
Research Area	Epigenetics and Nuclear Signaling
Target Names	HNRNPM

Image



Western blot

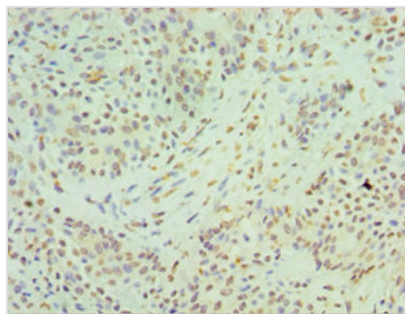
All lanes: HNRNPM antibody at 2µg/ml +
NIH/3T3 whole cell lysate

Secondary

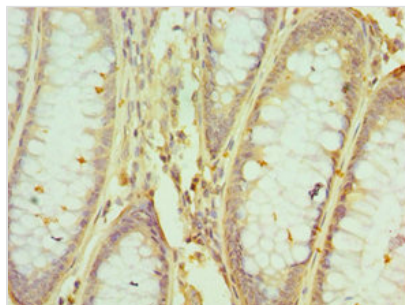
Goat polyclonal to rabbit IgG at 1/10000 dilution

Predicted band size: 78, 74 kDa

Observed band size: 78 kDa



Immunohistochemistry of paraffin-embedded human breast cancer using CSB-PA010613ESR1HU at dilution of 1:100



Immunohistochemistry of paraffin-embedded human colon cancer using CSB-PA010613ESR1HU at dilution of 1:100

Usage

For Research Use Only. Not for use in diagnostic or therapeutic procedures.