




UBE2V2 Antibody

Product Code	CSB-PA025484DSR2HU
Storage	Upon receipt, store at -20°C or -80°C. Avoid repeated freeze.
Uniprot No.	Q15819
Immunogen	Recombinant Human Ubiquitin-conjugating enzyme E2 variant 2 protein (1-145AA)
Raised In	Rabbit
Species Reactivity	Human, Mouse
Tested Applications	ELISA, WB, IHC; Recommended dilution: WB:1:500-1:2000, IHC:1:20-1:200
Form	Liquid
Conjugate	Non-conjugated
Storage Buffer	PBS with 0.02% sodium azide, 50% glycerol, pH7.3.
Purification Method	Antigen Affinity Purified
Isotype	IgG
Clonality	Polyclonal
Alias	Ubiquitin-conjugating enzyme E2 variant 2 (DDVit 1) (Enterocyte differentiation-associated factor 1) (EDAF-1) (Enterocyte differentiation-promoting factor 1) (EDPF-1) (MMS2 homolog) (Vitamin D3-inducible protein), UBE2V2, MMS2 UEV2
Immunogen Species	Homo sapiens (Human)
Research Area	Epigenetics and Nuclear Signaling
Target Names	UBE2V2

Image



Western blot

All lanes: UBE2V2 antibody at 3µg/ml

Lane 1: HeLa whole cell lysate

Lane 2: Mouse brain tissue

Lane 3: Jurkat whole cell lysate

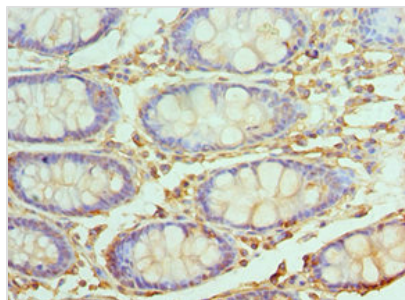
Lane 4: K562 whole cell lysate

Secondary

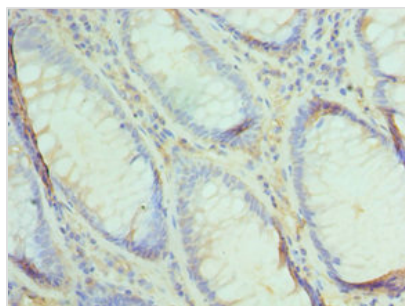
Goat polyclonal to rabbit IgG at 1/10000 dilution

Predicted band size: 16 kDa

Observed band size: 16 kDa



Immunohistochemistry of paraffin-embedded human colon tissue using CSB-PA025484DSR2HU at dilution of 1:100



Immunohistochemistry of paraffin-embedded human colon cancer using CSB-PA025484DSR2HU at dilution of 1:100

Usage

For Research Use Only. Not for use in diagnostic or therapeutic procedures.