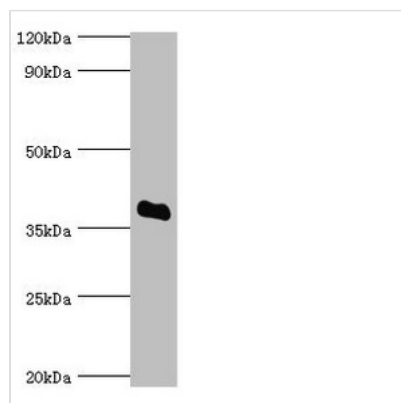




SULT2A1 Antibody

Product Code	CSB-PA022942ESR2HU
Storage	Upon receipt, store at -20°C or -80°C. Avoid repeated freeze.
Uniprot No.	Q06520
Immunogen	Recombinant Human Bile salt sulfotransferase protein (1-145AA)
Raised In	Rabbit
Species Reactivity	Human
Tested Applications	ELISA, WB, IHC; Recommended dilution: WB:1:200-1:1000, IHC:1:20-1:200
Form	Liquid
Conjugate	Non-conjugated
Storage Buffer	PBS with 0.02% sodium azide, 50% glycerol, pH7.3.
Purification Method	Antigen Affinity Purified
Isotype	IgG
Clonality	Polyclonal
Alias	Bile salt sulfotransferase (EC 2.8.2.14) (Dehydroepiandrosterone sulfotransferase) (DHEA-ST) (Hydroxysteroid Sulfotransferase) (HST) (ST2) (ST2A3) (Sulfotransferase 2A1) (ST2A1), SULT2A1, HST STD
Immunogen Species	Homo sapiens (Human)
Research Area	Signal Transduction
Target Names	SULT2A1

Image



Western blot

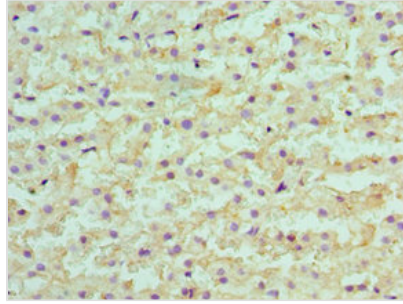
All lanes: Bile salt sulfotransferase antibody at 5µg/ml + HepG2 whole cell lysate

Secondary

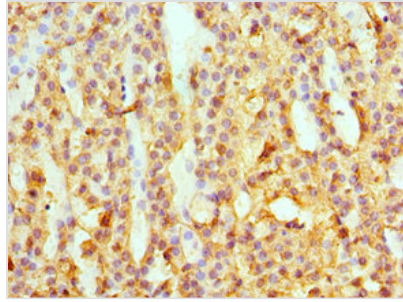
Goat polyclonal to rabbit IgG at 1/10000 dilution

Predicted band size: 38 kDa

Observed band size: 38 kDa



Immunohistochemistry of paraffin-embedded human liver cancer using CSB-PA022942ESR2HU at dilution of 1:100



Immunohistochemistry of paraffin-embedded human adrenal gland tissue using CSB-PA022942ESR2HU at dilution of 1:100

Usage

For Research Use Only. Not for use in diagnostic or therapeutic procedures.