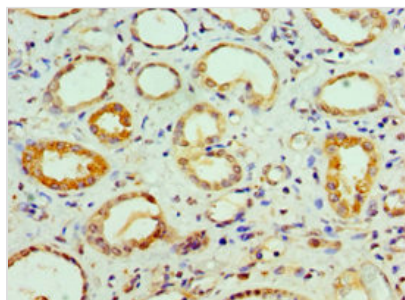




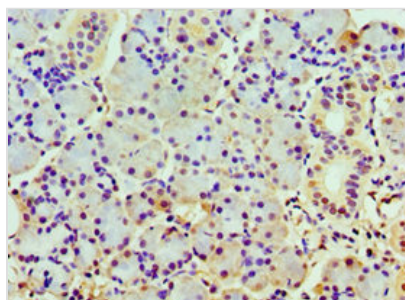
COPS7A Antibody

Product Code	CSB-PA880068ESR2HU
Storage	Upon receipt, store at -20°C or -80°C. Avoid repeated freeze.
Uniprot No.	Q9UBW8
Immunogen	Recombinant Human COP9 signalosome complex subunit 7a protein (1-275AA)
Raised In	Rabbit
Species Reactivity	Human
Tested Applications	ELISA, IHC, IF; Recommended dilution: IHC:1:20-1:200, IF:1:50-1:200
Form	Liquid
Conjugate	Non-conjugated
Storage Buffer	PBS with 0.02% sodium azide, 50% glycerol, pH7.3.
Purification Method	Antigen Affinity Purified
Isotype	IgG
Clonality	Polyclonal
Alias	COP9 signalosome complex subunit 7a (SGN7a) (Signalosome subunit 7a) (Dermal papilla-derived protein 10) (JAB1-containing signalosome subunit 7a), COPS7A, CSN7A DERP10
Immunogen Species	Homo sapiens (Human)
Research Area	Cell Biology
Target Names	COPS7A

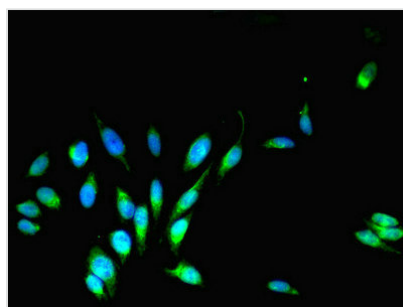
Image



Immunohistochemistry of paraffin-embedded human kidney tissue using CSB-PA880068ESR2HU at dilution of 1:100



Immunohistochemistry of paraffin-embedded human pancreatic tissue using CSB-PA880068ESR2HU at dilution of 1:100



Immunofluorescent analysis of HeLa cells using CSB-PA880068ESR2HU at dilution of 1:100 and Alexa Fluor 488-conjugated AffiniPure Goat Anti-Rabbit IgG(H+L)

Usage

For Research Use Only. Not for use in diagnostic or therapeutic procedures.