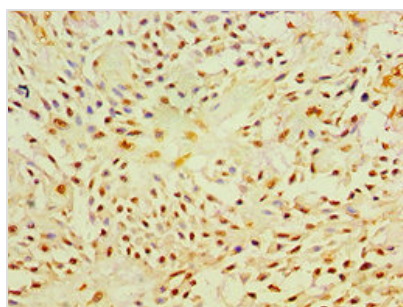




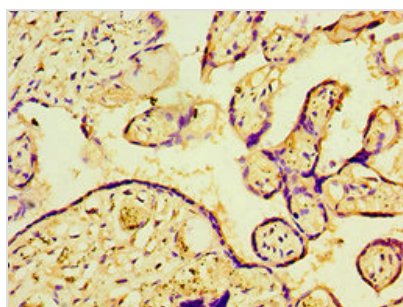
P4HA2 Antibody

Product Code	CSB-PA017340ESR2HU
Storage	Upon receipt, store at -20°C or -80°C. Avoid repeated freeze.
Uniprot No.	O15460
Immunogen	Recombinant Human Prolyl 4-hydroxylase subunit alpha-2 protein (236-535AA)
Raised In	Rabbit
Species Reactivity	Human
Tested Applications	ELISA, IHC, IP; Recommended dilution: IHC:1:20-1:200, IP:1:200-1:2000
Form	Liquid
Conjugate	Non-conjugated
Storage Buffer	PBS with 0.02% sodium azide, 50% glycerol, pH7.3.
Purification Method	Antigen Affinity Purified
Isotype	IgG
Clonality	Polyclonal
Alias	Prolyl 4-hydroxylase subunit alpha-2 (4-PH alpha-2) (EC 1.14.11.2) (Procollagen-proline,2-oxoglutarate-4-dioxygenase subunit alpha-2), P4HA2
Immunogen Species	Homo sapiens (Human)
Research Area	Signal Transduction
Target Names	P4HA2

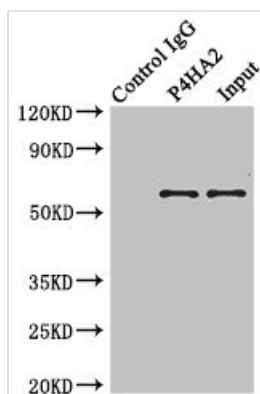
Image



Immunohistochemistry of paraffin-embedded human breast cancer using CSB-PA017340ESR2HU at dilution of 1:100



Immunohistochemistry of paraffin-embedded human placenta tissue using CSB-PA017340ESR2HU at dilution of 1:100



Immunoprecipitating P4HA2 in HeLa whole cell lysate

Lane 1: Rabbit control IgG instead of (1 μ g) instead of CSB-PA017340ESR2HU in HeLa whole cell lysate. For western blotting, a HRP-conjugated anti-rabbit IgG, specific to the non-reduced form of IgG was used as the Secondary antibody (1/50000)

Lane 2: CSB-PA017340ESR2HU (4 μ g) + HeLa whole cell lysate (500 μ g)

Lane 3: HeLa whole cell lysate (20 μ g)