




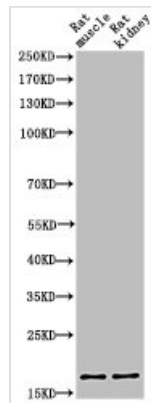
Acetyl-Histone H3 (K9) Antibody

Product Code	CSB-PA000099
Storage	Upon receipt, store at -20°C or -80°C. Avoid repeated freeze.
Uniprot No.	P68431/Q71DI3/P84243
Immunogen	Synthesized peptide derived from Human Histone H3 around the acetylation site of K9.
Raised In	Rabbit
Species Reactivity	Human,Mouse,Rat
Tested Applications	WB, IHC, IF, ELISA; WB:1:500-1:2000, IHC:1:100-1:300, IF:1:200-1:1000, ELISA:1:5000
Form	Liquid
Conjugate	Non-conjugated
Storage Buffer	Liquid in PBS containing 50% glycerol, 0.5% BSA and 0.02% sodium azide.
Purification Method	The antibody was affinity-purified from rabbit antiserum by affinity-chromatography using epitope-specific immunogen.
Isotype	IgG
Alias	HIST1H3A; H3FA; HIST1H3B; H3FL; HIST1H3C; H3FC; HIST1H3D; H3FB; HIST1H3E; H3FD; HIST1H3F; H3FI; HIST1H3G; H3FH; HIST1H3H; H3FK; HIST1H3I; H3FF; HIST1H3J; H3FJ; Histone H3.1; Histone H3/a; Histone H3/b; Histone H3/c; Histone H3/d; Histone H3
Immunogen Species	Homo sapiens (Human)
Target Names	HIST1H3A/HIST2H3A/H3F3A


Image




Western Blot analysis of KB cells using Acetyl-Histone H3 (K9) Polyclonal Antibody



Western Blot analysis of RAT-KIDNEY RAT-MUSCLE cells using Acetyl-Histone H3 (K9) Polyclonal Antibody



Western Blot analysis of hela using Acetyl-Histone H3 (K9) Polyclonal Antibody.



Western blot analysis of 293T mouse-spleen lysis using Acetyl-Histone H3 (K9) antibody.