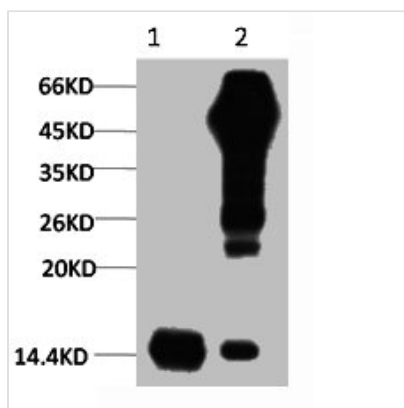




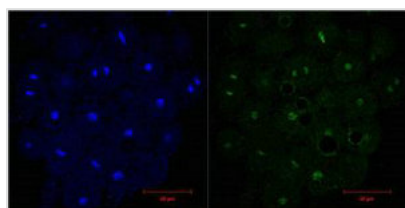
Histone H3 Monoclonal Antibody

Product Code	CSB-MA000193
Storage	Upon receipt, store at -20°C or -80°C. Avoid repeated freeze.
Uniprot No.	P68431/Q71DI3/P84243
Immunogen	Recombinant Protein
Raised In	Mouse
Species Reactivity	Human,Mouse,Rat,Yeast
Tested Applications	ELISA,WB,IF,IP;Recommended dilution:WB:1:500-1:5000,IF:1:50-1:200,IP:1:200-1:2000
Form	Liquid
Conjugate	Non-conjugated
Storage Buffer	PBS, 50% glycerol, 0.05% Proclin 300, 0.05%BSA
Isotype	IgG
Alias	HIST1H3A; H3FA; HIST1H3B; H3FL; HIST1H3C; H3FC; HIST1H3D; H3FB; HIST1H3E; H3FD; HIST1H3F; H3FI; HIST1H3G; H3FH; HIST1H3H; H3FK; HIST1H3I; H3FF; HIST1H3J; H3FJ; Histone H3.1; Histone H3/a; Histone H3/b; Histone H3/c; Histone H3/d; Histone H3/f; Histone H3/
Product Type	Monoclonal Antibody
Immunogen Species	Homo sapiens (Human)
Clone No.	8E11


Image



1) Input: HeLa Cell Lysate 2) IP product: IP dilute 1:200



IF analysis of HeLa, diluted at 1:200.



Western blot analysis of 1) Hela, 2) Raw, 3) Mouse Brain Tissue, 4) Rat Brain Tissue, diluted at 1:5000.

Usage

For Research Use Only. Not for use in diagnostic or therapeutic procedures.