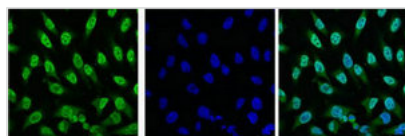




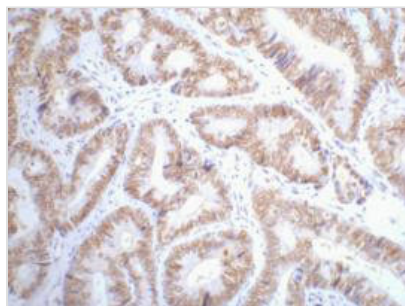
TP53 Monoclonal Antibody

Product Code	CSB-MA000208
Storage	Upon receipt, store at -20°C or -80°C. Avoid repeated freeze.
Uniprot No.	P04637
Immunogen	Synthetic Peptide
Raised In	Mouse
Species Reactivity	Human
Tested Applications	ELISA, WB, IHC, IF; Recommended dilution: WB: 1:500-1:5000, IHC: 1:50-1:500, IF: 1:50-1:200
Form	Liquid
Conjugate	Non-conjugated
Storage Buffer	PBS, pH 7.4, containing 0.02% sodium azide as Preservative and 50% Glycerol.
Isotype	IgG
Alias	TP53; P53; Cellular tumor antigen p53; Antigen NY-CO-13; Phosphoprotein p53; Tumor suppressor p53
Product Type	Monoclonal Antibody
Immunogen Species	H
Gene Names	TP53

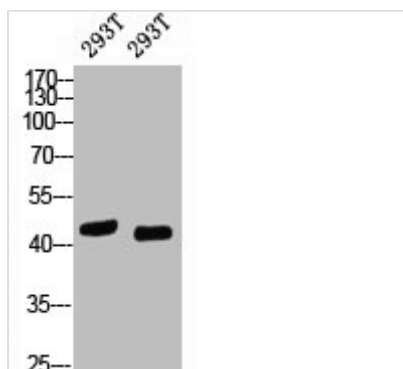
Image



IF analysis of HeLa with antibody (Left) and DAPI (Right) diluted at 1:100.



IHC staining of Human colon cancer tissue paraffin-embedded, diluted at 1:200.



Western blot analysis of 293T, diluted at 1)
1:1000 2) 1:2000