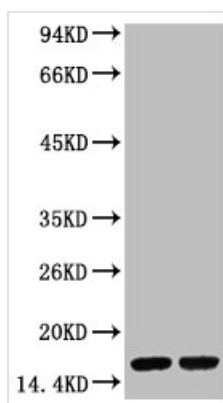





Tri-methyl-Histone H3(K9) Monoclonal Antibody

Product Code	CSB-MA000268
Storage	Upon receipt, store at -20°C or -80°C. Avoid repeated freeze.
Uniprot No.	P68431/Q71DI3/P84243
Immunogen	Synthetic Peptide
Raised In	Mouse
Species Reactivity	Human,Mouse,Rat
Tested Applications	ELISA,WB;Recommended dilution:WB:1:500-1:5000
Form	Liquid
Conjugate	Non-conjugated
Storage Buffer	PBS, pH 7.4, containing 0.02% sodium azide as Preservative and 50% Glycerol.
Isotype	IgG
Alias	HIST1H3A; H3FA; HIST1H3B; H3FL; HIST1H3C; H3FC; HIST1H3D; H3FB; HIST1H3E; H3FD; HIST1H3F; H3FI; HIST1H3G; H3FH; HIST1H3H; H3FK; HIST1H3I; H3FF; HIST1H3J; H3FJ; Histone H3.1; Histone H3/a; Histone H3/b; Histone H3/c; Histone H3/d; Histone H3/f; Histone H3/
Product Type	Monoclonal Antibody
Immunogen Species	Homo sapiens (Human)

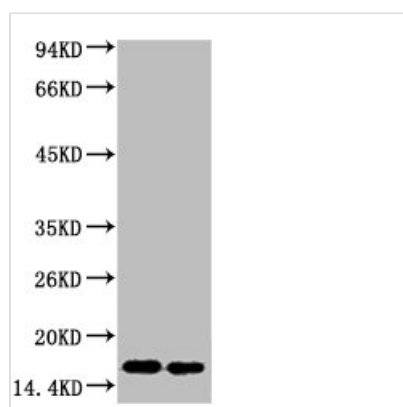
Image



Western blot analysis of HeLa, diluted at 1)
1:2,000 2) 1:5,000



1?Input: HeLa Cell Lysate 2?IP product: IP dilute
1:200 Western blot analysis: primary antibody :
1:1,000 Secondary antibody: Goat anti-Mouse
IgG(H+L) (S001) 1:10,000



Western blot analysis of 1) Rat Testis Tissue, 2) Raw264.7 with antibody diluted at 1:2000.