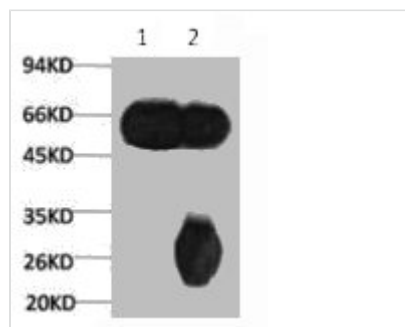




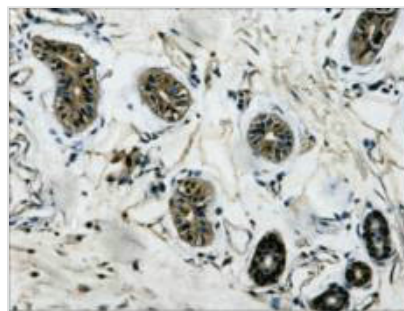
TUBB3 Monoclonal Antibody

Product Code	CSB-MA000298
Storage	Upon receipt, store at -20°C or -80°C. Avoid repeated freeze.
Uniprot No.	Q13509
Immunogen	Synthetic Peptide
Raised In	Mouse
Species Reactivity	H,R,M,Mk,Dg,Ch,Hm,Rb
Tested Applications	ELISA,WB,IHC,IF,IP;Recommended dilution:WB:1:500-1:5000,IHC:1:50-1:500,IF:1:50-1:200,IP:1:200-1:2000
Form	Liquid
Conjugate	Non-conjugated
Storage Buffer	PBS, pH 7.4, containing 0.02% sodium azide as Preservative and 50% Glycerol.
Isotype	IgG
Alias	TUBB3; TUBB4; Tubulin beta-3 chain; Tubulin beta-4 chain; Tubulin beta-III
Product Type	Monoclonal Antibody
Immunogen Species	Homo sapiens (Human)
Gene Names	TUBB3

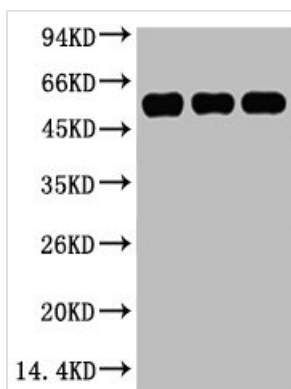
Image



1) Input: Mouse Brain Tissue Lysate 2) IP product: IP dilute 1: 200



IHC Staining of Human colon tissue, diluted at 1:200.



Western blot analysis of 1) Hela, 2) Mouse Kidney tissue, 3) Rat Heart tissue, diluted at 1:5000.