





Phospho-AKT1 (T450) Antibody

Product Code	CSB-PA000468
Storage	Upon receipt, store at -20°C or -80°C. Avoid repeated freeze.
Uniprot No.	P31749
Immunogen	Synthesized peptide derived from Human Akt1 around the phosphorylation site of T450.
Raised In	Rabbit
Species Reactivity	Human,Mouse,Rat
Tested Applications	WB, IHC, ELISA; WB:1:500-1:2000, IHC:1:100-1:300, ELISA:1:5000
Form	Liquid
Conjugate	Non-conjugated
Storage Buffer	Liquid in PBS containing 50% glycerol, 0.5% BSA and 0.02% sodium azide.
Purification Method	The antibody was affinity-purified from rabbit antiserum by affinity-chromatography using epitope-specific immunogen.
Isotype	IgG
Alias	AKT1; PKB; RAC; RAC-alpha serine/threonine-protein kinase; Protein kinase B; PKB; Protein kinase B alpha; PKB alpha; Proto-oncogene c-Akt; RAC-PK-alpha
Immunogen Species	Homo sapiens (Human)
Target Names	AKT1

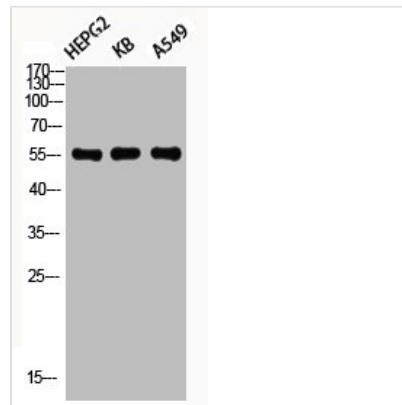
Image



Western Blot analysis of 453 cells using Phospho-Akt1 (T450) Polyclonal Antibody



Western Blot analysis of NIH-3T3 K562 HuvEc cells using Phospho-Akt1 (T450) Polyclonal Antibody



Western Blot analysis of HEPG2 KB A549 using Phospho-Akt1 (T450) Polyclonal Antibody

Usage

For Research Use Only. Not for use in diagnostic or therapeutic procedures.