





Phospho-LIMK1 (T508) Antibody

Product Code	CSB-PA000566
Storage	Upon receipt, store at -20°C or -80°C. Avoid repeated freeze.
Uniprot No.	P53667
Immunogen	Synthesized peptide derived from Human LIMK-1 around the phosphorylation site of T508.
Raised In	Rabbit
Species Reactivity	Human,Mouse,Rat
Tested Applications	WB, IHC, IF, ELISA; WB:1:500-1:2000, IHC:1:100-1:300, IF:1:200-1:1000, ELISA:1:10000
Form	Liquid
Conjugate	Non-conjugated
Storage Buffer	Liquid in PBS containing 50% glycerol, 0.5% BSA and 0.02% sodium azide.
Purification Method	The antibody was affinity-purified from rabbit antiserum by affinity-chromatography using epitope-specific immunogen.
Isotype	IgG
Alias	LIMK1; LIMK; LIM domain kinase 1; LIMK-1
Immunogen Species	Homo sapiens (Human)
Target Names	LIMK1


Image



Western Blot analysis of 293 cells using Phospho-LIMK-1 (T508) Polyclonal Antibody



Western Blot analysis of various cells using Phospho-LIMK-1 (T508) Polyclonal Antibody



Western Blot analysis of HEPG2 using Phospho-LIMK-1 (T508) Polyclonal Antibody.

Usage

For Research Use Only. Not for use in diagnostic or therapeutic procedures.