




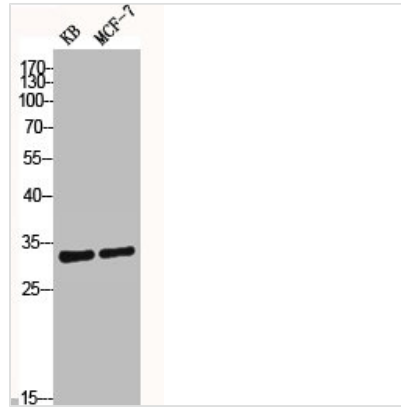
CASP3 Antibody

Product Code	CSB-PA001231
Storage	Upon receipt, store at -20°C or -80°C. Avoid repeated freeze.
Uniprot No.	P42574
Immunogen	Synthesized peptide derived from Human Caspase-3 around the non-phosphorylation site of S150.
Raised In	Rabbit
Species Reactivity	Human,Mouse,Rat
Tested Applications	WB, IHC, IF, ELISA; WB:1:500-1:2000, IHC:1:100-1:300, IF:1:200-1:1000, ELISA:1:5000
Form	Liquid
Conjugate	Non-conjugated
Storage Buffer	Liquid in PBS containing 50% glycerol, 0.5% BSA and 0.02% sodium azide.
Purification Method	The antibody was affinity-purified from rabbit antiserum by affinity-chromatography using epitope-specific immunogen.
Isotype	IgG
Alias	CASP3; CPP32; Caspase-3; CASP-3; Apopain; Cysteine protease CPP32; CPP-32; Protein Yama; SREBP cleavage activity 1; SCA-1
Immunogen Species	Homo sapiens (Human)
Target Names	CASP3

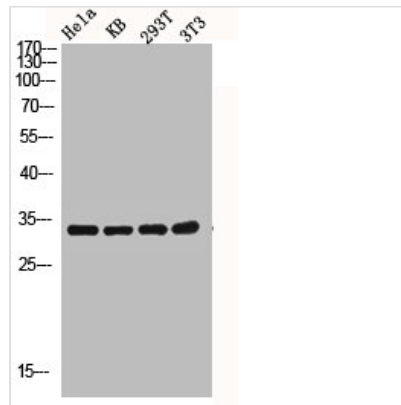
Image



Western Blot analysis of KB cells using Caspase-3 Polyclonal Antibody



Western Blot analysis of KB MCF7 cells using Caspase-3 Polyclonal Antibody



Western blot analysis of HeLa KB 293T 3T3 lysis using Caspase-3 antibody.

Usage

For Research Use Only. Not for use in diagnostic or therapeutic procedures.