





FRS2 Antibody

Product Code	CSB-PA002584
Storage	Upon receipt, store at -20°C or -80°C. Avoid repeated freeze.
Uniprot No.	Q8WU20
Immunogen	Synthesized peptide derived from Human FRS2 around the non-phosphorylation site of Y196.
Raised In	Rabbit
Species Reactivity	Human, Mouse
Tested Applications	WB, ELISA; WB:1:500-1:2000, ELISA:1:40000
Form	Liquid
Conjugate	Non-conjugated
Storage Buffer	Liquid in PBS containing 50% glycerol, 0.5% BSA and 0.02% sodium azide.
Purification Method	The antibody was affinity-purified from rabbit antiserum by affinity-chromatography using epitope-specific immunogen.
Isotype	IgG
Alias	FRS2; Fibroblast growth factor receptor substrate 2; FGFR substrate 2; FGFR-signaling adaptor SNT; Suc1-associated neurotrophic factor target 1; SNT-1
Immunogen Species	Homo sapiens (Human)
Target Names	FRS2


Image



Western Blot analysis of HepG2 cells using FRS2 Polyclonal Antibody



Western Blot analysis of NIH-3T3+NGF cells using FRS2 Polyclonal Antibody



Western blot analysis of KB lysis using FRS2 antibody.

Usage

For Research Use Only. Not for use in diagnostic or therapeutic procedures.