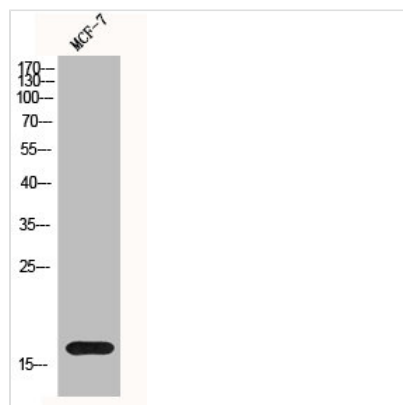




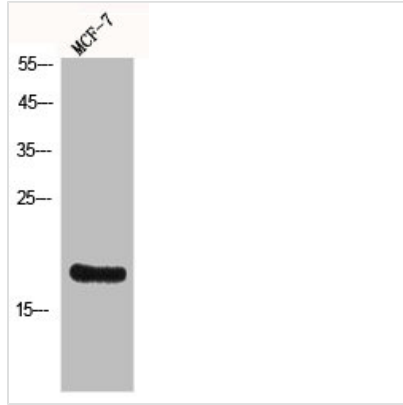
Histone H3 Antibody

Product Code	CSB-PA002926
Storage	Upon receipt, store at -20°C or -80°C. Avoid repeated freeze.
Uniprot No.	P68431/Q71DI3/P84243
Immunogen	Synthesized peptide derived from Human Histone H3 around the non-phosphorylation site of S10.
Raised In	Rabbit
Species Reactivity	Human, Mouse, Rat
Tested Applications	WB, IHC, IF, ELISA; WB:1:500-1:2000, IHC:1:100-1:300, IF:1:200-1:1000, ELISA:1:20000
Form	Liquid
Conjugate	Non-conjugated
Storage Buffer	Liquid in PBS containing 50% glycerol, 0.5% BSA and 0.02% sodium azide.
Purification Method	The antibody was affinity-purified from rabbit antiserum by affinity-chromatography using epitope-specific immunogen.
Isotype	IgG
Alias	HIST1H3A; H3FA; HIST1H3B; H3FL; HIST1H3C; H3FC; HIST1H3D; H3FB; HIST1H3E; H3FD; HIST1H3F; H3FI; HIST1H3G; H3FH; HIST1H3H; H3FK; HIST1H3I; H3FF; HIST1H3J; H3FJ; Histone H3.1; Histone H3/a; Histone H3/b; Histone H3/c; Histone H3/d; Histone H3
Immunogen Species	Homo sapiens (Human)
Target Names	HIST1H3A/HIST2H3A/H3F3A

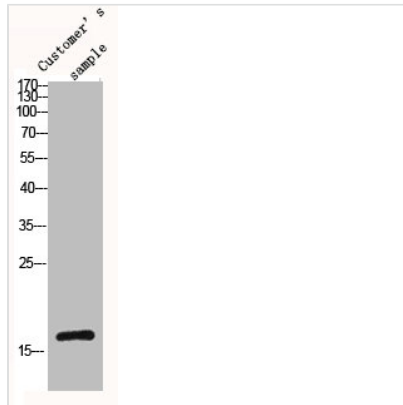
Image



Western Blot analysis of MCF-7 cells using Histone H3 Polyclonal Antibody



Western Blot analysis of MCF7 cells using Histone H3 Polyclonal Antibody



Western Blot analysis of customer's (cat sample) using Histone H3 Polyclonal Antibody

Usage

For Research Use Only. Not for use in diagnostic or therapeutic procedures.