





DUSP1/DUSP4 Antibody

Product Code	CSB-PA003246
Storage	Upon receipt, store at -20°C or -80°C. Avoid repeated freeze.
Uniprot No.	P28562/Q13115
Immunogen	Synthesized peptide derived from Human MKP-1/2 around the non-phosphorylation site of S296/318.
Raised In	Rabbit
Species Reactivity	Human, Mouse, Rat
Tested Applications	WB, IHC, ELISA; WB:1:500-1:2000, IHC:1:100-1:300, ELISA:1:20000
Form	Liquid
Conjugate	Non-conjugated
Storage Buffer	Liquid in PBS containing 50% glycerol, 0.5% BSA and 0.02% sodium azide.
Purification Method	The antibody was affinity-purified from rabbit antiserum by affinity-chromatography using epitope-specific immunogen.
Isotype	IgG
Alias	DUSP1; CL100; MKP1; PTPN10; VH1; Dual specificity protein phosphatase 1; Dual specificity protein phosphatase hVH1; Mitogen-activated protein kinase phosphatase 1; MAP kinase phosphatase 1; MKP-1; Protein-tyrosine phosphatase CL100; DUSP4;
Immunogen Species	Homo sapiens (Human)
Target Names	DUSP1/DUSP4

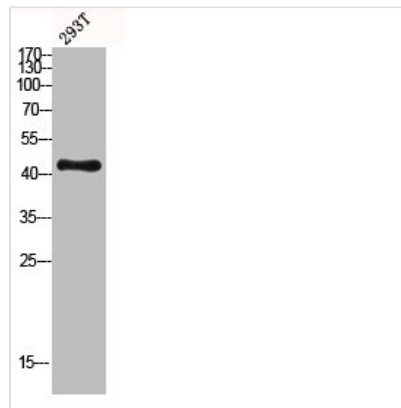
Image




Western Blot analysis of Jurkat cells using MKP-1/2 Polyclonal Antibody



Western Blot analysis of HeLa cells using MKP-1/2 Polyclonal Antibody



Western blot analysis of 293T lysis using MKP-1/2 antibody.



Western blot analysis of HeLa KB 293T SH-SY5Y lysis using MKP-1/2 antibody.

Usage

For Research Use Only. Not for use in diagnostic or therapeutic procedures.