




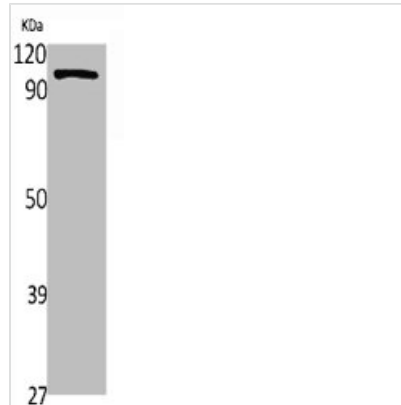
NFKB2 Antibody

Product Code	CSB-PA003428
Storage	Upon receipt, store at -20°C or -80°C. Avoid repeated freeze.
Uniprot No.	Q00653
Immunogen	Synthesized peptide derived from Human NFκB-p100 around the non-phosphorylation site of S865.
Raised In	Rabbit
Species Reactivity	Human,Mouse,Rat
Tested Applications	WB, IHC, IP, IF, ELISA; WB:1:500-1:2000, IHC:1:100-1:300, IP:2-5ug, IF:1:200-1:1000, ELISA:1:20000
Form	Liquid
Conjugate	Non-conjugated
Storage Buffer	Liquid in PBS containing 50% glycerol, 0.5% BSA and 0.02% sodium azide.
Purification Method	The antibody was affinity-purified from rabbit antiserum by affinity-chromatography using epitope-specific immunogen.
Isotype	IgG
Alias	NFKB2; LYT10; Nuclear factor NF-kappa-B p100 subunit; DNA-binding factor KBF2; H2TF1; Lymphocyte translocation chromosome 10 protein; Nuclear factor of kappa light polypeptide gene enhancer in B-cells 2; Oncogene Lyt-10; Lyt10
Immunogen Species	Homo sapiens (Human)
Target Names	NFKB2

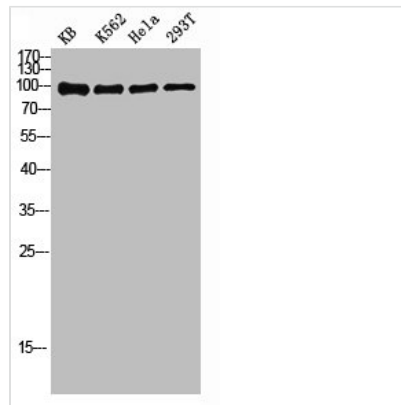
Image



Western Blot analysis of K562 cells using NFκB-p100 Polyclonal Antibody



Western Blot analysis of various cells using NFκB-p100 Polyclonal Antibody



Western blot analysis of KB K562 HeLa 293T lysis using NFκB-p100 antibody.

Usage

For Research Use Only. Not for use in diagnostic or therapeutic procedures.