




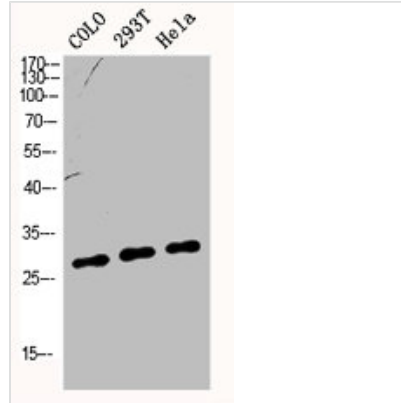
CDKN1B Antibody

Product Code	CSB-PA003625
Storage	Upon receipt, store at -20°C or -80°C. Avoid repeated freeze.
Uniprot No.	P46527
Immunogen	Synthesized peptide derived from Human p27 around the non-phosphorylation site of T187.
Raised In	Rabbit
Species Reactivity	Human, Mouse, Rat
Tested Applications	WB, IHC, ELISA; WB:1:500-1:2000, IHC:1:100-1:300, ELISA:1:20000
Form	Liquid
Conjugate	Non-conjugated
Storage Buffer	Liquid in PBS containing 50% glycerol, 0.5% BSA and 0.02% sodium azide.
Purification Method	The antibody was affinity-purified from rabbit antiserum by affinity-chromatography using epitope-specific immunogen.
Isotype	IgG
Alias	CDKN1B; KIP1; Cyclin-dependent kinase inhibitor 1B; Cyclin-dependent kinase inhibitor p27; p27Kip1
Immunogen Species	Homo sapiens (Human)
Target Names	CDKN1B


Image



Western Blot analysis of 293 cells using p27 Polyclonal Antibody



Western Blot analysis of COLO 293T HeLa cells using p27 Polyclonal Antibody



Western blot analysis of 293T cells using p27 Polyclonal Antibody.

Usage

For Research Use Only. Not for use in diagnostic or therapeutic procedures.