





TP73 Antibody

Product Code	CSB-PA003696
Storage	Upon receipt, store at -20°C or -80°C. Avoid repeated freeze.
Uniprot No.	O15350
Immunogen	Synthesized peptide derived from Human p73 around the non-phosphorylation site of Y99.
Raised In	Rabbit
Species Reactivity	Human, Mouse
Tested Applications	WB, ELISA; WB:1:500-1:2000, ELISA:1:20000
Form	Liquid
Conjugate	Non-conjugated
Storage Buffer	Liquid in PBS containing 50% glycerol, 0.5% BSA and 0.02% sodium azide.
Purification Method	The antibody was affinity-purified from rabbit antiserum by affinity-chromatography using epitope-specific immunogen.
Isotype	IgG
Alias	TP73; P73; Tumor protein p73; p53-like transcription factor; p53-related protein
Immunogen Species	Homo sapiens (Human)
Target Names	TP73

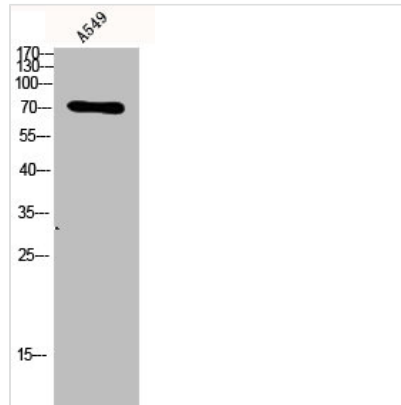
Image



Western Blot analysis of 293T cells using p73 Polyclonal Antibody



Western Blot analysis of NIH-3T3 cells using p73 Polyclonal Antibody



Western Blot analysis of A549 using p73 Polyclonal Antibody.

Usage

For Research Use Only. Not for use in diagnostic or therapeutic procedures.