




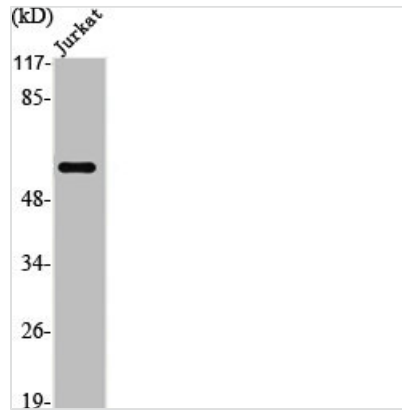
PTEN Antibody

Product Code	CSB-PA003874
Storage	Upon receipt, store at -20°C or -80°C. Avoid repeated freeze.
Uniprot No.	P60484
Immunogen	Synthesized peptide derived from Human PTEN around the non-phosphorylation site of S380/T382/T383.
Raised In	Rabbit
Species Reactivity	Human,Mouse,Rat
Tested Applications	WB, IHC, ELISA; WB:1:500-1:2000, IHC:1:100-1:300, ELISA:1:20000
Form	Liquid
Conjugate	Non-conjugated
Storage Buffer	Liquid in PBS containing 50% glycerol, 0.5% BSA and 0.02% sodium azide.
Purification Method	The antibody was affinity-purified from rabbit antiserum by affinity-chromatography using epitope-specific immunogen.
Isotype	IgG
Alias	PTEN; MMAC1; TEP1; Phosphatidylinositol 3; 4,5-trisphosphate 3-phosphatase and dual-specificity protein phosphatase PTEN; Mutated in multiple advanced cancers 1; Phosphatase and tensin homolog
Immunogen Species	Homo sapiens (Human)
Target Names	PTEN


Image



Western Blot analysis of 293 cells using PTEN Polyclonal Antibody



Western Blot analysis of Jurkat cells using PTEN Polyclonal Antibody



Western blot analysis of mouse-brain lysis using PTEN antibody.

Usage

For Research Use Only. Not for use in diagnostic or therapeutic procedures.