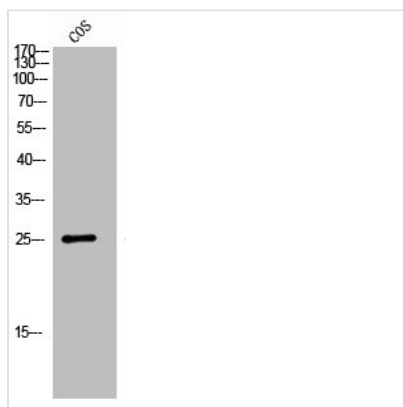




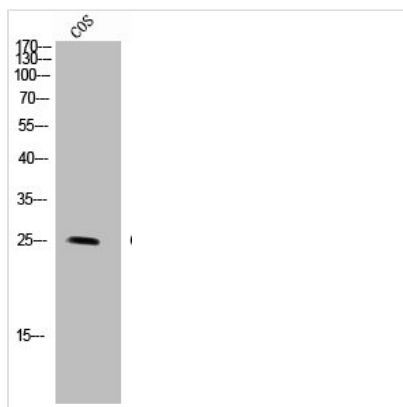
# FFAR1 Antibody

<b>Product Code</b>	CSB-PA008938
<b>Storage</b>	Upon receipt, store at -20°C or -80°C. Avoid repeated freeze.
<b>Uniprot No.</b>	O14842
<b>Immunogen</b>	Synthesized peptide derived from the Internal region of Human GPR40.
<b>Raised In</b>	Rabbit
<b>Species Reactivity</b>	Human,Monkey
<b>Tested Applications</b>	WB, IF, ELISA; WB:1:500-1:2000, IF:1:200-1:1000, ELISA:1:10000
<b>Form</b>	Liquid
<b>Conjugate</b>	Non-conjugated
<b>Storage Buffer</b>	Liquid in PBS containing 50% glycerol, 0.5% BSA and 0.02% sodium azide.
<b>Purification Method</b>	The antibody was affinity-purified from rabbit antiserum by affinity-chromatography using epitope-specific immunogen.
<b>Isotype</b>	IgG
<b>Alias</b>	FFAR1; GPR40; Free fatty acid receptor 1; G-protein coupled receptor 40
<b>Immunogen Species</b>	Homo sapiens (Human)
<b>Target Names</b>	FFAR1


## Image



Western Blot analysis of COS7 cells using GPR40 Polyclonal Antibody



Western Blot analysis of COS-7 cells using GPR40 Polyclonal Antibody



Western blot analysis of Mouse-kidney lysis using GPR40 antibody.

### Usage

For Research Use Only. Not for use in diagnostic or therapeutic procedures.