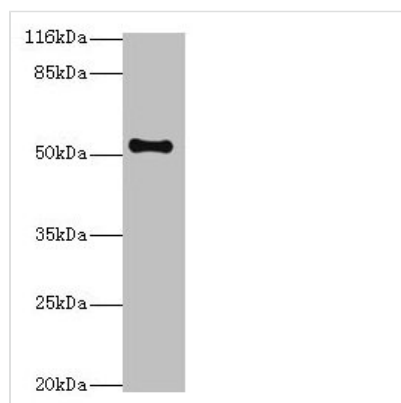




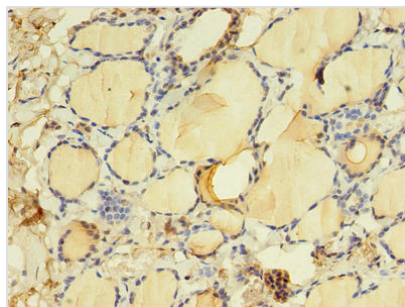
THRB Antibody

Product Code	CSB-PA023514LA01HU
Storage	Upon receipt, store at -20°C or -80°C. Avoid repeated freeze.
Uniprot No.	P10828
Immunogen	Recombinant Human Thyroid hormone receptor beta protein (1-461AA)
Raised In	Rabbit
Species Reactivity	Human, Mouse
Tested Applications	ELISA, WB, IHC; Recommended dilution: WB:1:500-1:5000, IHC:1:20-1:200
Form	Liquid
Conjugate	Non-conjugated
Storage Buffer	Preservative: 0.03% Proclin 300 Constituents: 50% Glycerol, 0.01M PBS, PH 7.4
Purification Method	>95%, Protein G purified
Isotype	IgG
Clonality	Polyclonal
Alias	Thyroid hormone receptor beta (Nuclear receptor subfamily 1 group A member 2) (c-erbA-2) (c-erbA-beta), THRB, ERBA2 NR1A2 THR1
Immunogen Species	Homo sapiens (Human)
Research Area	Signal Transduction
Target Names	THRB

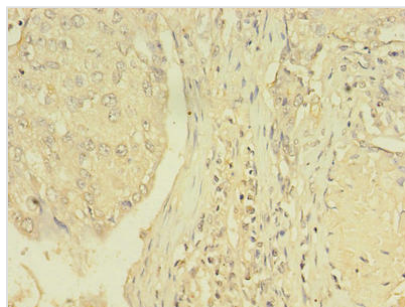
Image



Western blot
 All lanes: THRB antibody at 2µg/ml + Mouse liver tissue
 Secondary
 Goat polyclonal to rabbit IgG at 1/10000 dilution
 Predicted band size: 53, 55 kDa
 Observed band size: 53 kDa



Immunohistochemistry of paraffin-embedded human thyroid tissue using CSB-PA023514LA01HU at dilution of 1:100



Immunohistochemistry of paraffin-embedded human lung cancer using CSB-PA023514LA01HU at dilution of 1:100

Usage

For Research Use Only. Not for use in diagnostic or therapeutic procedures.