




SLC13A4 Antibody

Product Code	CSB-PA891949LA01HU
Storage	Upon receipt, store at -20°C or -80°C. Avoid repeated freeze.
Uniprot No.	Q9UKG4
Immunogen	Recombinant Human Solute carrier family 13 member 4 protein (134-273AA)
Raised In	Rabbit
Species Reactivity	Human
Tested Applications	ELISA, WB, IHC, IF; Recommended dilution: WB:1:500-1:2000, IHC:1:20-1:200, IF:1:50-1:200
Form	Liquid
Conjugate	Non-conjugated
Storage Buffer	Preservative: 0.03% Proclin 300 Constituents: 50% Glycerol, 0.01M PBS, PH 7.4
Purification Method	>95%, Protein G purified
Isotype	IgG
Clonality	Polyclonal
Alias	Solute carrier family 13 member 4 (Na(+)/sulfate cotransporter SUT-1) (NaS2), SLC13A4, SUT1
Immunogen Species	Homo sapiens (Human)
Research Area	Signal Transduction
Target Names	SLC13A4

Image



Western blot

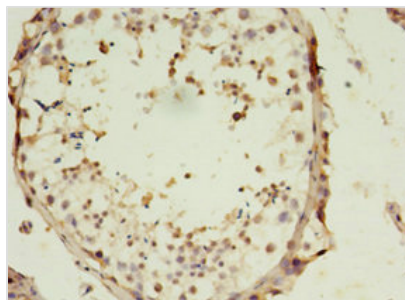
All lanes: SLC13A4 antibody at 2µg/ml + 293T whole cell lysate

Secondary

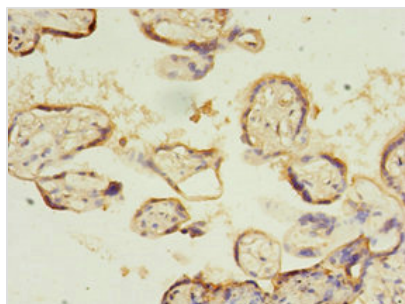
Goat polyclonal to rabbit IgG at 1/10000 dilution

Predicted band size: 69 kDa

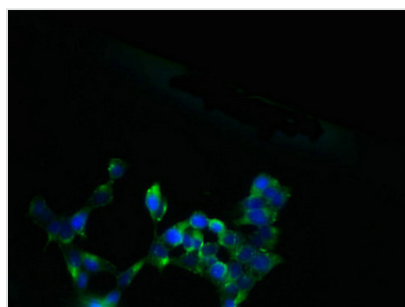
Observed band size: 69 kDa



Immunohistochemistry of paraffin-embedded human testis tissue using CSB-PA891949LA01HU at dilution of 1:100



Immunohistochemistry of paraffin-embedded human placenta tissue using CSB-PA891949LA01HU at dilution of 1:100



Immunofluorescent analysis of 293 cells using CSB-PA891949LA01HU at dilution of 1:100 and Alexa Fluor 488-conjugated AffiniPure Goat Anti-Rabbit IgG(H+L)

Usage

For Research Use Only. Not for use in diagnostic or therapeutic procedures.