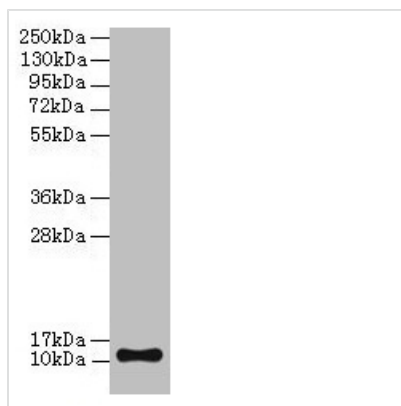




TMEM141 Antibody

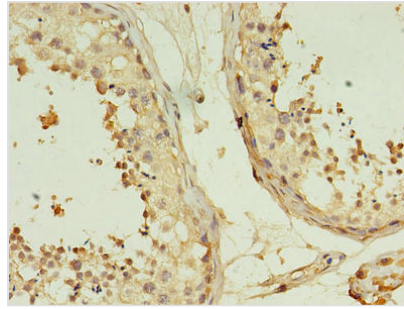
Product Code	CSB-PA023711EA01HU
Storage	Upon receipt, store at -20°C or -80°C. Avoid repeated freeze.
Uniprot No.	Q96I45
Immunogen	Recombinant Human Transmembrane protein 141 protein (1-108AA)
Raised In	Rabbit
Species Reactivity	Human
Tested Applications	ELISA, WB, IHC; Recommended dilution: WB:1:500-1:5000, IHC:1:20-1:200
Form	Liquid
Conjugate	Non-conjugated
Storage Buffer	Preservative: 0.03% Proclin 300 Constituents: 50% Glycerol, 0.01M PBS, PH 7.4
Purification Method	>95%, Protein G purified
Isotype	IgG
Clonality	Polyclonal
Alias	Transmembrane protein 141, TMEM141
Immunogen Species	Homo sapiens (Human)
Research Area	Others
Target Names	TMEM141

Image

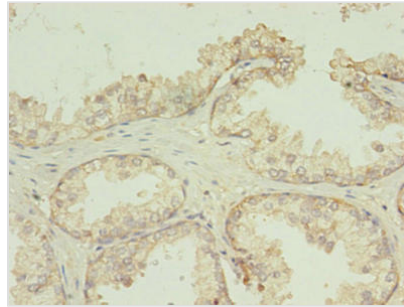


Western blot

All lanes: TMEM141 antibody at 2µg/ml + Hela whole cell lysate
 Secondary
 Goat polyclonal to rabbit IgG at 1/10000 dilution
 Predicted band size: 12 kDa
 Observed band size: 12 kDa



Immunohistochemistry of paraffin-embedded human testis tissue using CSB-PA023711EA01HU at dilution of 1:100



Immunohistochemistry of paraffin-embedded human prostate cancer using CSB-PA023711EA01HU at dilution of 1:100

Usage

For Research Use Only. Not for use in diagnostic or therapeutic procedures.