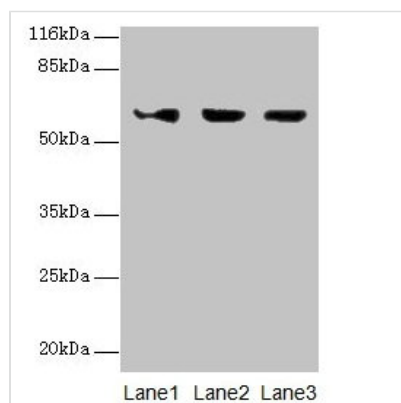




ATL3 Antibody

Product Code	CSB-PA728503LA01HU
Storage	Upon receipt, store at -20°C or -80°C. Avoid repeated freeze.
Uniprot No.	Q6DD88
Immunogen	Recombinant Human Atlastin-3 protein (1-187AA)
Raised In	Rabbit
Species Reactivity	Human
Tested Applications	ELISA, WB, IHC, IF; Recommended dilution: WB:1:500-1:2000, IHC:1:20-1:200, IF:1:50-1:200
Form	Liquid
Conjugate	Non-conjugated
Storage Buffer	Preservative: 0.03% Proclin 300 Constituents: 50% Glycerol, 0.01M PBS, PH 7.4
Purification Method	>95%, Protein G purified
Isotype	IgG
Clonality	Polyclonal
Alias	Atlastin-3 (EC 3.6.5.-), ATL3
Immunogen Species	Homo sapiens (Human)
Research Area	Signal Transduction
Target Names	ATL3

Image



Western blot

All lanes: ATL3 antibody at 2µg/ml

Lane 1: Jurkat whole cell lysate

Lane 2: Hela whole cell lysate

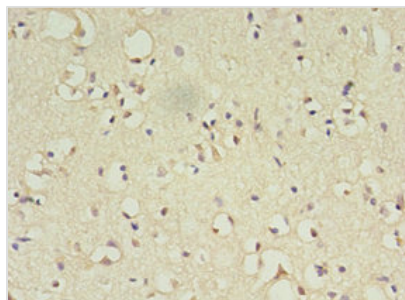
Lane 3: HepG2 whole cell lysate

Secondary

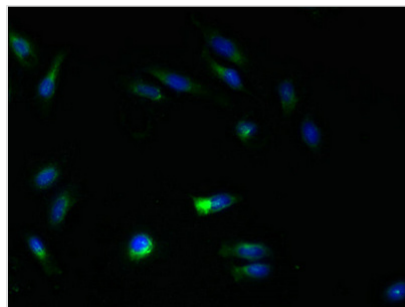
Goat polyclonal to rabbit IgG at 1/10000 dilution

Predicted band size: 61 kDa

Observed band size: 61 kDa



Immunohistochemistry of paraffin-embedded human brain tissue using CSB-PA728503LA01HU at dilution of 1:100



Immunofluorescent analysis of HeLa cells using CSB-PA728503LA01HU at dilution of 1:100 and Alexa Fluor 488-conjugated AffiniPure Goat Anti-Rabbit IgG(H+L)

Usage

For Research Use Only. Not for use in diagnostic or therapeutic procedures.