




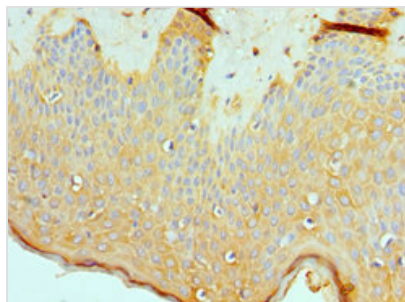
# ASMTL Antibody

<b>Product Code</b>	CSB-PA002217ESR1HU
<b>Storage</b>	Upon receipt, store at -20°C or -80°C. Avoid repeated freeze.
<b>Uniprot No.</b>	O95671
<b>Immunogen</b>	Recombinant Human N-acetylserotonin O-methyltransferase-like protein (1-290AA)
<b>Raised In</b>	Rabbit
<b>Species Reactivity</b>	Human
<b>Tested Applications</b>	ELISA, WB, IHC; Recommended dilution: WB:1:500-1:2000, IHC:1:20-1:200
<b>Form</b>	Liquid
<b>Conjugate</b>	Non-conjugated
<b>Storage Buffer</b>	PBS with 0.02% sodium azide, 50% glycerol, pH7.3.
<b>Purification Method</b>	Antigen Affinity Purified
<b>Isotype</b>	IgG
<b>Clonality</b>	Polyclonal
<b>Alias</b>	N-acetylserotonin O-methyltransferase-like protein (ASMTL) (EC 2.1.1.-), ASMTL
<b>Immunogen Species</b>	Homo sapiens (Human)
<b>Research Area</b>	Cell Biology
<b>Target Names</b>	ASMTL

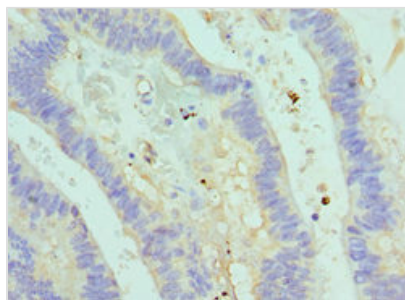
## Image



Western blot  
 All lanes: N-acetylserotonin O-methyltransferase-like protein antibody at 2µg/ml  
 Lane 1: Hela whole cell lysate  
 Lane 2: A549 whole cell lysate  
 Secondary  
 Goat polyclonal to rabbit IgG at 1/10000 dilution  
 Predicted band size: 69, 68, 63 kDa  
 Observed band size: 69 kDa



Immunohistochemistry of paraffin-embedded human skin tissue using CSB-PA002217ESR1HU at dilution of 1:100



Immunohistochemistry of paraffin-embedded human colon cancer using CSB-PA002217ESR1HU at dilution of 1:100

## Usage

For Research Use Only. Not for use in diagnostic or therapeutic procedures.