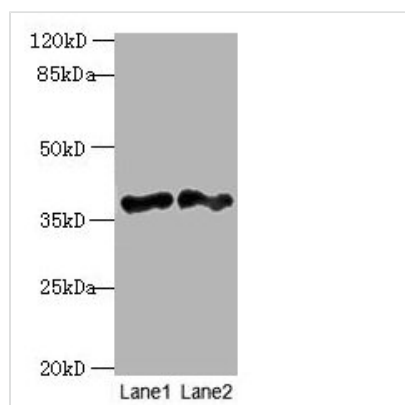




DNAJB4 Antibody

Product Code	CSB-PA10929A0Rb
Storage	Upon receipt, store at -20°C or -80°C. Avoid repeated freeze.
Uniprot No.	Q9UDY4
Immunogen	Recombinant Human DnaJ homolog subfamily B member 4 protein (1-337AA)
Raised In	Rabbit
Species Reactivity	Human, Mouse
Tested Applications	ELISA, WB, IHC; Recommended dilution: WB:1:1000-1:5000, IHC:1:20-1:200
Form	Liquid
Conjugate	Non-conjugated
Storage Buffer	Preservative: 0.03% Proclin 300 Constituents: 50% Glycerol, 0.01M PBS, PH 7.4
Purification Method	>95%, Protein G purified
Isotype	IgG
Clonality	Polyclonal
Alias	DnaJ homolog subfamily B member 4 (Heat shock 40 kDa protein 1 homolog) (HSP40 homolog) (Heat shock protein 40 homolog) (Human liver DnaJ-like protein), DNAJB4, DNAJW HLJ1
Immunogen Species	Homo sapiens (Human)
Research Area	Signal Transduction
Target Names	DNAJB4

Image



Western blot

All lanes: DNAJB4 antibody at 2µg/ml

Lane 1: Hela whole cell lysate

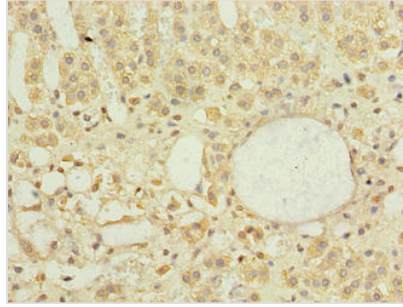
Lane 2: Mouse heart tissue

Secondary

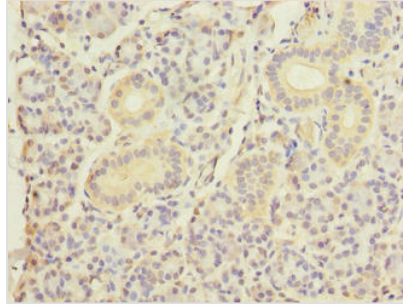
Goat polyclonal to rabbit IgG at 1/10000 dilution

Predicted band size: 38 kDa

Observed band size: 38 kDa



Immunohistochemistry of paraffin-embedded human adrenal gland tissue using CSB-PA10929A0Rb at dilution of 1:100



Immunohistochemistry of paraffin-embedded human pancreatic tissue using CSB-PA10929A0Rb at dilution of 1:100

Usage

For Research Use Only. Not for use in diagnostic or therapeutic procedures.