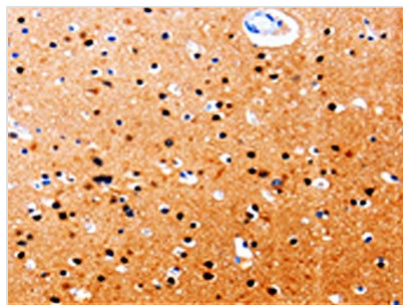





GDI1 Antibody

Product Code	CSB-PA838764
Storage	Upon receipt, store at -20°C or -80°C. Avoid repeated freeze.
Uniprot No.	P31150
Immunogen	Fusion protein of Human GDI1
Raised In	Rabbit
Species Reactivity	Human,Mouse,Rat
Tested Applications	ELISA,WB,IHC;ELISA:1:500-1:1000,WB:1:200-1:1000,IHC:1:25-1:50
Form	Liquid
Conjugate	Non-conjugated
Storage Buffer	-20°C, pH7.4 PBS, 0.05% NaN ₃ , 40% Glycerol
Purification Method	Antigen affinity purification
Isotype	IgG
Alias	GDP dissociation inhibitor 1
Immunogen Species	Homo sapiens (Human)
Target Names	GDI1


Image



The image on the left is immunohistochemistry of paraffin-embedded Human brain tissue using CSB-PA838764(GDI1 Antibody) at dilution 1/20, on the right is treated with fusion protein. (Original magnification: x200)



The image on the left is immunohistochemistry of paraffin-embedded Human tonsil tissue using CSB-PA838764(GDI1 Antibody) at dilution 1/20, on the right is treated with fusion protein. (Original magnification: x200)



Gel: 8%SDS-PAGE, Lysate: 40 μ g, Lane:
Human fetal brain tissue, Primary antibody:
CSB-PA838764(GDI1 Antibody) at dilution
1/400, Secondary antibody: Goat anti rabbit IgG
at 1/8000 dilution, Exposure time: 3 seconds

Usage

For Research Use Only. Not for use in diagnostic or therapeutic procedures.