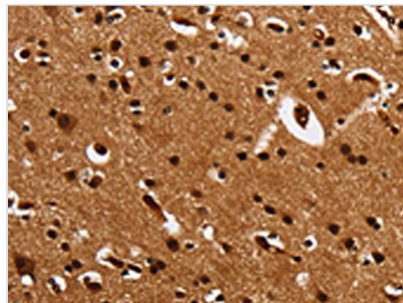





UPK3B Antibody

Product Code	CSB-PA909603
Storage	Upon receipt, store at -20°C or -80°C. Avoid repeated freeze.
Uniprot No.	Q9BT76
Immunogen	Fusion protein of Human UPK3B
Raised In	Rabbit
Species Reactivity	Human
Tested Applications	ELISA,WB,IHC;ELISA:1:500-1:10000,WB:1:1000-1:4000,IHC:1:5-1:20
Form	Liquid
Conjugate	Non-conjugated
Storage Buffer	-20°C, pH7.4 PBS, 0.05% NaN ₃ , 40% Glycerol
Purification Method	Antigen affinity purification
Isotype	IgG
Alias	Uroplakin-3b
Immunogen Species	Homo sapiens (Human)
Target Names	UPK3B


Image



The image is immunohistochemistry of paraffin-embedded Human brain tissue using CSB-PA909603(UPK3B Antibody) at dilution 1/25. (Original magnification: x200)



The image is immunohistochemistry of paraffin-embedded Human tonsil tissue using CSB-PA909603(UPK3B Antibody) at dilution 1/25. (Original magnification: x200)



Gel: 10%SDS-PAGE, Lysate: 40 μ g, Lane: 293T cells, Primary antibody: CSB-PA909603(UPK3B Antibody) at dilution 1/1000, Secondary antibody: Goat anti rabbit IgG at 1/8000 dilution, Exposure time: 1 minute

Usage

For Research Use Only. Not for use in diagnostic or therapeutic procedures.