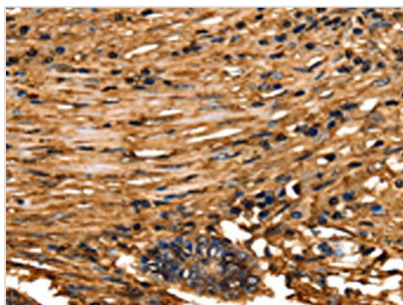




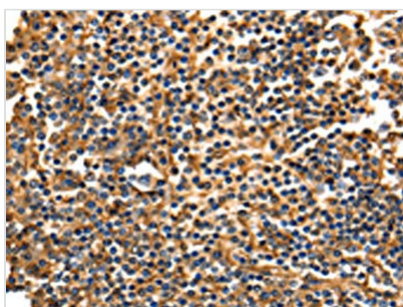
ANXA5 Antibody

Product Code	CSB-PA297927
Storage	Upon receipt, store at -20°C or -80°C. Avoid repeated freeze.
Uniprot No.	P08758
Immunogen	Fusion protein of Human ANXA5
Raised In	Rabbit
Species Reactivity	Human,Mouse,Rat
Tested Applications	ELISA,WB,IHC;ELISA:1:2000-1:10000,WB:1:500-1:2000,IHC:1:50-1:200
Form	Liquid
Conjugate	Non-conjugated
Storage Buffer	-20°C, pH7.4 PBS, 0.05% NaN ₃ , 40% Glycerol
Purification Method	Antigen affinity purification
Isotype	IgG
Alias	annexin A5
Immunogen Species	Homo sapiens (Human)
Target Names	ANXA5

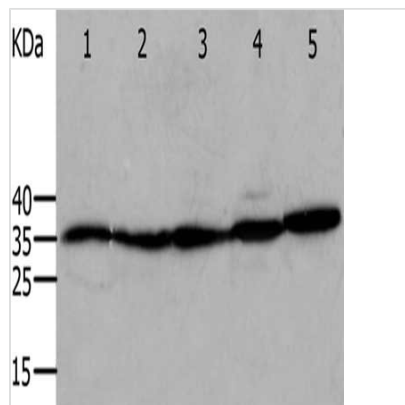
Image



The image on the left is immunohistochemistry of paraffin-embedded Human colon cancer tissue using CSB-PA297927(ANXA5 Antibody) at dilution 1/40, on the right is treated with fusion protein. (Original magnification: x200)



The image on the left is immunohistochemistry of paraffin-embedded Human tonsil tissue using CSB-PA297927(ANXA5 Antibody) at dilution 1/40, on the right is treated with fusion protein. (Original magnification: x200)



Gel: 12%SDS-PAGE, Lysate: 40 μ g, Lane 1-5: Mouse eyes tissue, Mouse heart tissue, Human cervical cancer tissue, OP9 cells, RAW264.7 cells, Primary antibody: CSB-PA297927(ANXA5 Antibody) at dilution 1/750, Secondary antibody: Goat anti rabbit IgG at 1/8000 dilution, Exposure time: 1 minute

Usage

For Research Use Only. Not for use in diagnostic or therapeutic procedures.