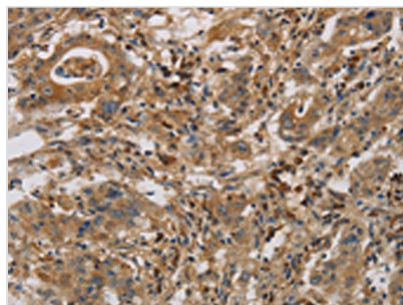




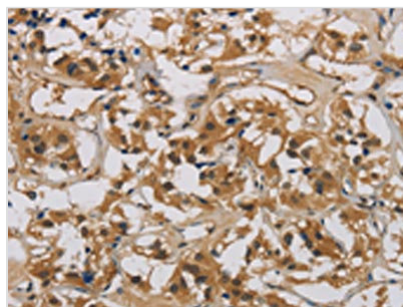
CASP9 Antibody

Product Code	CSB-PA785649
Storage	Upon receipt, store at -20°C or -80°C. Avoid repeated freeze.
Uniprot No.	P55211
Immunogen	Fusion protein of Human CASP9
Raised In	Rabbit
Species Reactivity	Human,Mouse
Tested Applications	ELISA,WB,IHC;ELISA:1:2000-1:5000,WB:1:500-1:2000,IHC:1:100-1:300
Form	Liquid
Conjugate	Non-conjugated
Storage Buffer	-20°C, pH7.4 PBS, 0.05% NaN ₃ , 40% Glycerol
Purification Method	Antigen affinity purification
Isotype	IgG
Alias	Caspase-9
Immunogen Species	Homo sapiens (Human)
Target Names	CASP9


Image



The image is immunohistochemistry of paraffin-embedded Human gastric cancer tissue using CSB-PA785649(CASP9 Antibody) at dilution 1/70. (Original magnification: x200)



The image is immunohistochemistry of paraffin-embedded Human thyroid cancer tissue using CSB-PA785649(CASP9 Antibody) at dilution 1/70. (Original magnification: x200)



Gel: 8%SDS-PAGE,Lysate: 40 μ g,Lane 1-2:
Hela cells, Mouse liver tissue,Primary antibody:
CSB-PA785649(CASP9 Antibody) at dilution
1/750 dilution,Secondary antibody: Goat anti
rabbit IgG at 1/8000 dilution,Exposure time: 20
seconds

Usage

For Research Use Only. Not for use in diagnostic or therapeutic procedures.