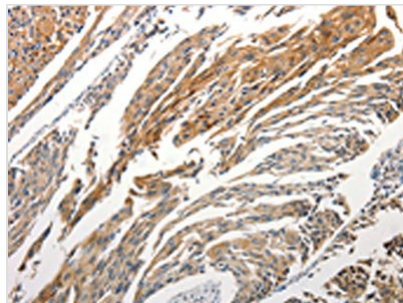




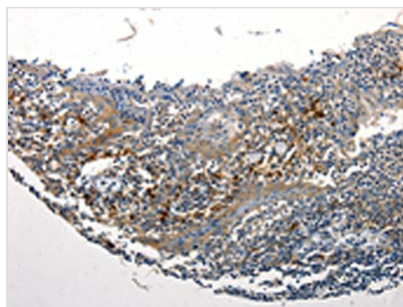
STAT5B Antibody

Product Code	CSB-PA105672
Storage	Upon receipt, store at -20°C or -80°C. Avoid repeated freeze.
Uniprot No.	P51692
Immunogen	Fusion protein of Human STAT5B
Raised In	Rabbit
Species Reactivity	Human,Mouse,Rat
Tested Applications	ELISA,WB,IHC;ELISA:1:500-1:5000,WB:1:500-1:2000,IHC:1:25-1:100
Form	Liquid
Conjugate	Non-conjugated
Storage Buffer	-20°C, pH7.4 PBS, 0.05% NaN ₃ , 40% Glycerol
Purification Method	Antigen affinity purification
Isotype	IgG
Alias	Signal transducer and activator of transcription 5B
Immunogen Species	Homo sapiens (Human)
Target Names	STAT5B

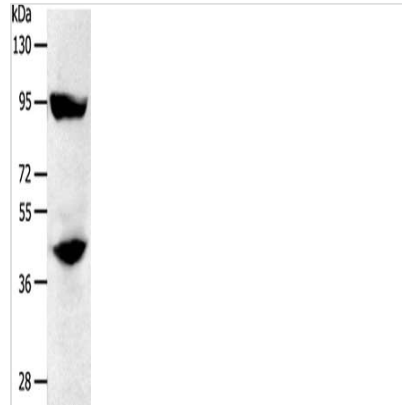
Image



The image is immunohistochemistry of paraffin-embedded Human cervical cancer tissue using CSB-PA105672(STAT5B Antibody) at dilution 1/25. (Original magnification: x200)



The image is immunohistochemistry of paraffin-embedded Human tonsil tissue using CSB-PA105672(STAT5B Antibody) at dilution 1/25. (Original magnification: x200)



Gel: 10%SDS-PAGE, Lysate: 50 μ g, Lane:
SKOV3 cells, Primary antibody: CSB-
PA105672(STAT5B Antibody) at dilution 1/200,
Secondary antibody: Goat anti rabbit IgG at
1/8000 dilution, Exposure time: 1 minute

Usage

For Research Use Only. Not for use in diagnostic or therapeutic procedures.