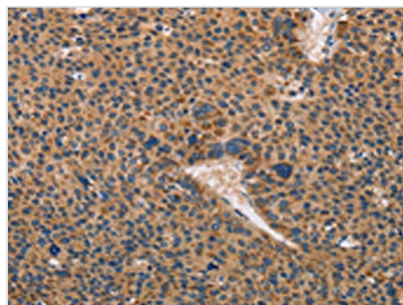




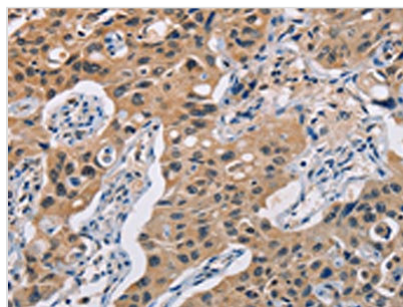
TLR3 Antibody

Product Code	CSB-PA218546
Storage	Upon receipt, store at -20°C or -80°C. Avoid repeated freeze.
Uniprot No.	O15455
Immunogen	Fusion protein of Human TLR3
Raised In	Rabbit
Species Reactivity	Human,Mouse
Tested Applications	ELISA,WB,IHC;ELISA:1:2000-1:5000,WB:1:500-1:2000,IHC:1:50-1:200
Form	Liquid
Conjugate	Non-conjugated
Storage Buffer	Liquid in PBS containing 50% glycerol, 0.5% BSA and 0.02% sodium azide.
Purification Method	Antigen affinity purification
Isotype	IgG
Product Type	Polyclonal Antibody
Immunogen Species	Homo sapiens (Human)
Target Names	TLR3


Image



The image on the left is immunohistochemistry of paraffin-embedded Human liver cancer tissue using CSB-PA218546(TLR3 Antibody) at dilution 1/50, on the right is treated with fusion protein. (Original magnification: x200)



The image on the left is immunohistochemistry of paraffin-embedded Human lung cancer tissue using CSB-PA218546(TLR3 Antibody) at dilution 1/50, on the right is treated with fusion protein. (Original magnification: x200)



Gel: 8%SDS-PAGE, Lysate: 40 μ g, Lane 1-3: HeLa cells, Raji cells, K562 cells, Primary antibody: CSB-PA218546(TLR3 Antibody) at dilution 1/500, Secondary antibody: Goat anti rabbit IgG at 1/8000 dilution, Exposure time: 20 seconds

Usage

For Research Use Only. Not for use in diagnostic or therapeutic procedures.