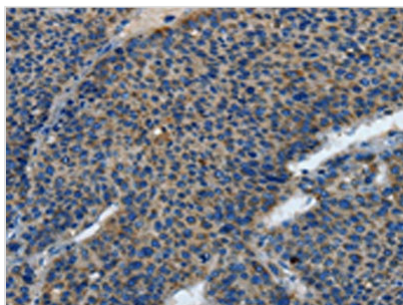




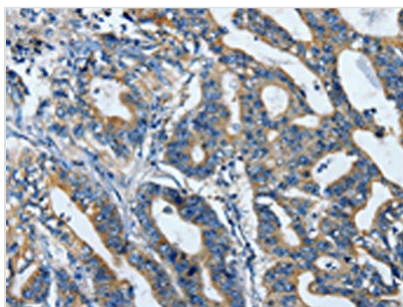
TLR4 Antibody

Product Code	CSB-PA902590
Storage	Liquid in PBS containing 50% glycerol, 0.5% BSA and 0.02% sodium azide
Uniprot No.	O00206
Immunogen	Fusion protein of Human TLR4
Raised In	Rabbit
Species Reactivity	Human,Mouse,Rat
Tested Applications	ELISA,WB,IHC;ELISA:1:2000-1:5000,WB:1:500-1:2000,IHC:1:25-1:100
Form	Liquid
Conjugate	Non-conjugated
Storage Buffer	-20°C, pH7.4 PBS, 0.05% NaN ₃ , 40% Glycerol
Purification Method	Antigen affinity purification
Isotype	IgG
Product Type	Polyclonal Antibody
Immunogen Species	Homo sapiens (Human)
Target Names	TLR4


Image



The image is immunohistochemistry of paraffin-embedded human liver cancer tissue using CSB-PA902590(TLR4 Antibody) at dilution 1/25. (Original magnification: x200)



The image is immunohistochemistry of paraffin-embedded human gastric cancer tissue using CSB-PA902590(TLR4 Antibody) at dilution 1/25. (Original magnification: x200)



Gel: 6%SDS-PAGE, Lysate: 60 μ g, Lane: K562 cells, Primary antibody: CSB-PA902590(TLR4 Antibody) at dilution 1/550, Secondary antibody: Goat anti rabbit IgG at 1/8000 dilution, Exposure time: 1 minute

Usage

For Research Use Only. Not for use in diagnostic or therapeutic procedures.