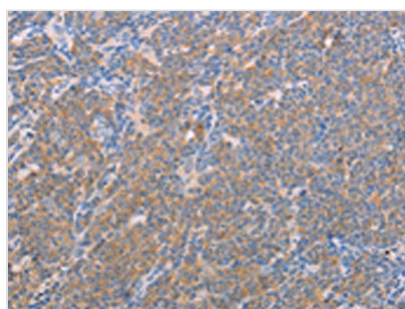




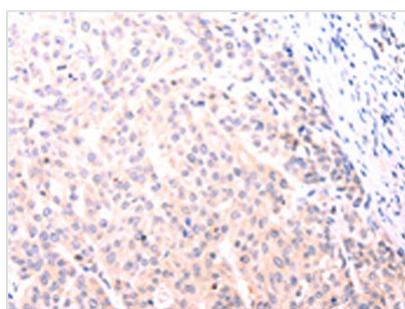
NFKBIE Antibody

Product Code	CSB-PA439037
Storage	Upon receipt, store at -20°C or -80°C. Avoid repeated freeze.
Uniprot No.	O00221
Immunogen	Fusion protein of Human NFKBIE
Raised In	Rabbit
Species Reactivity	Human,Mouse
Tested Applications	ELISA,WB,IHC;ELISA:1:1000-1:2000,WB:1:200-1:1000,IHC:1:25-1:100
Form	Liquid
Conjugate	Non-conjugated
Storage Buffer	-20°C, pH7.4 PBS, 0.05% NaN ₃ , 40% Glycerol
Purification Method	Antigen affinity purification
Isotype	IgG
Alias	Nuclear factor of kappa light polypeptide gene enhancer in B-cells inhibitor, epsilon
Immunogen Species	Homo sapiens (Human)
Target Names	NFKBIE

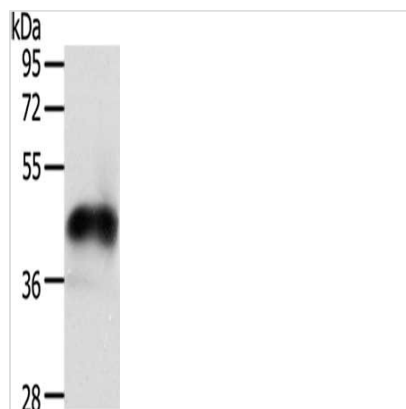
Image



The image on the left is immunohistochemistry of paraffin-embedded Human lymphoma tissue using CSB-PA439037(NFKBIE Antibody) at dilution 1/25, on the right is treated with fusion protein. (Original magnification: x200)



The image on the left is immunohistochemistry of paraffin-embedded Human esophagus cancer tissue using CSB-PA439037(NFKBIE Antibody) at dilution 1/25, on the right is treated with fusion protein. (Original magnification: x200)



Gel: 12%SDS-PAGE, Lysate: 40 μ g, Lane: PC3 cells, Primary antibody: CSB-PA439037(NFKBIE Antibody) at dilution 1/250, Secondary antibody: Goat anti rabbit IgG at 1/8000 dilution, Exposure time: 30 minutes

Usage

For Research Use Only. Not for use in diagnostic or therapeutic procedures.