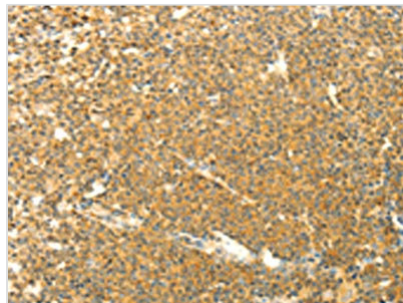




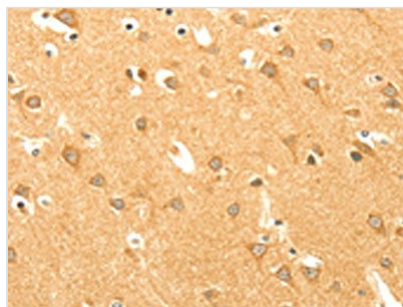
AARS2 Antibody

Product Code	CSB-PA953606
Storage	Upon receipt, store at -20°C or -80°C. Avoid repeated freeze.
Uniprot No.	Q5JTZ9
Immunogen	Fusion protein of Human AARS2
Raised In	Rabbit
Species Reactivity	Human,Mouse,Rat
Tested Applications	ELISA,WB,IHC;ELISA:1:2000-1:5000,WB:1:500-1:2000,IHC:1:50-1:200
Form	Liquid
Conjugate	Non-conjugated
Storage Buffer	-20°C, pH7.4 PBS, 0.05% NaN ₃ , 40% Glycerol
Purification Method	Antigen affinity purification
Isotype	IgG
Alias	Alanyl-tRNA synthetase 2, mitochondrial
Immunogen Species	Homo sapiens (Human)
Target Names	AARS2


Image



The image on the left is immunohistochemistry of paraffin-embedded Human lymphoma tissue using CSB-PA953606(AARS2 Antibody) at dilution 1/40, on the right is treated with fusion protein. (Original magnification: x200)



The image on the left is immunohistochemistry of paraffin-embedded Human brain tissue using CSB-PA953606(AARS2 Antibody) at dilution 1/40, on the right is treated with fusion protein. (Original magnification: x200)



Gel: 8%SDS-PAGE, Lysate: 40 μ g, Lane: SP20 cells, Primary antibody: CSB-PA953606(AARS2 Antibody) at dilution 1/600, Secondary antibody: Goat anti rabbit IgG at 1/8000 dilution, Exposure time: 15 seconds

Usage

For Research Use Only. Not for use in diagnostic or therapeutic procedures.