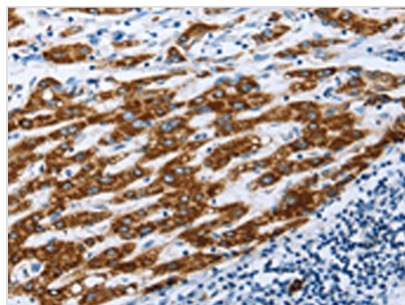




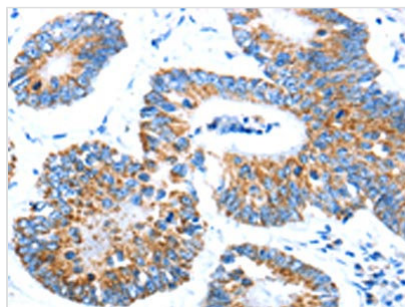
AIFM1 Antibody

Product Code	CSB-PA068462
Storage	Upon receipt, store at -20°C or -80°C. Avoid repeated freeze.
Uniprot No.	O95831
Immunogen	Fusion protein of Human AIFM1
Raised In	Rabbit
Species Reactivity	Human,Mouse,Rat
Tested Applications	ELISA,WB,IHC;ELISA:1:1000-1:5000,WB:1:500-1:2000,IHC:1:25-1:100
Form	Liquid
Conjugate	Non-conjugated
Storage Buffer	-20°C, pH7.4 PBS, 0.05% NaN ₃ , 40% Glycerol
Purification Method	Antigen affinity purification
Isotype	IgG
Alias	apoptosis-inducing factor, mitochondrion-associated, 1
Immunogen Species	Homo sapiens (Human)
Target Names	AIFM1


Image



The image on the left is immunohistochemistry of paraffin-embedded Human liver cancer tissue using CSB-PA068462(AIFM1 Antibody) at dilution 1/30, on the right is treated with fusion protein. (Original magnification: x200)



The image on the left is immunohistochemistry of paraffin-embedded Human colon cancer tissue using CSB-PA068462(AIFM1 Antibody) at dilution 1/30, on the right is treated with fusion protein. (Original magnification: x200)



Gel: 10+12%SDS-PAGE, Lysate: 30 μ g, Lane 1-3: NIH/3T3 cells, Hela cells, 293T cells, Primary antibody: CSB-PA068462(AIFM1 Antibody) at dilution 1/600, Secondary antibody: Goat anti rabbit IgG at 1/8000 dilution, Exposure time: 20 seconds

Usage

For Research Use Only. Not for use in diagnostic or therapeutic procedures.