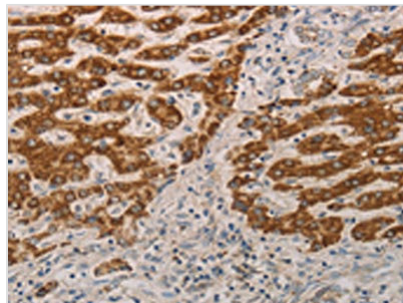




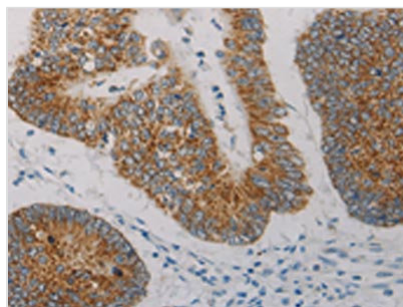
AIFM1 Antibody

Product Code	CSB-PA480938
Storage	Upon receipt, store at -20°C or -80°C. Avoid repeated freeze.
Uniprot No.	O95831
Immunogen	Fusion protein of Human AIFM1
Raised In	Rabbit
Species Reactivity	Human,Mouse,Rat
Tested Applications	ELISA,WB,IHC;ELISA:1:1000-1:2000,WB:1:200-1:1000,IHC:1:15-1:50
Form	Liquid
Conjugate	Non-conjugated
Storage Buffer	-20°C, pH7.4 PBS, 0.05% NaN ₃ , 40% Glycerol
Purification Method	Antigen affinity purification
Isotype	IgG
Alias	apoptosis-inducing factor, mitochondrion-associated, 1
Immunogen Species	Homo sapiens (Human)
Target Names	AIFM1


Image



The image on the left is immunohistochemistry of paraffin-embedded Human liver cancer tissue using CSB-PA480938(AIFM1 Antibody) at dilution 1/15, on the right is treated with fusion protein. (Original magnification: ×200)



The image on the left is immunohistochemistry of paraffin-embedded Human colon cancer tissue using CSB-PA480938(AIFM1 Antibody) at dilution 1/15, on the right is treated with fusion protein. (Original magnification: ×200)



Gel: 10%SDS-PAGE, Lysate: 60 μ g, Lane:
Jurkat cells, Primary antibody: CSB-
PA480938(AIFM1 Antibody) at dilution 1/150,
Secondary antibody: Goat anti rabbit IgG at
1/8000 dilution, Exposure time: 40 seconds

Usage

For Research Use Only. Not for use in diagnostic or therapeutic procedures.