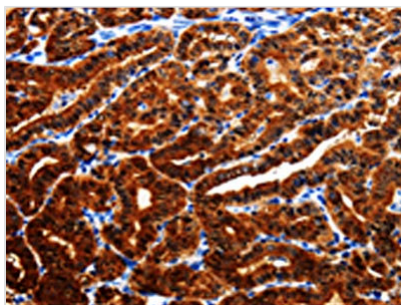




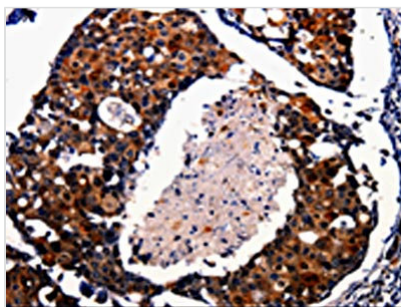
AK1 Antibody

Product Code	CSB-PA937228
Storage	Upon receipt, store at -20°C or -80°C. Avoid repeated freeze.
Uniprot No.	P00568
Immunogen	Fusion protein of Human AK1
Raised In	Rabbit
Species Reactivity	Human,Mouse,Rat
Tested Applications	ELISA,WB,IHC;ELISA:1:2000-1:5000,WB:1:500-1:1000,IHC:1:25-1:100
Form	Liquid
Conjugate	Non-conjugated
Storage Buffer	-20°C, pH7.4 PBS, 0.05% NaN ₃ , 40% Glycerol
Purification Method	Antigen affinity purification
Isotype	IgG
Alias	adenylate kinase 1
Immunogen Species	Homo sapiens (Human)
Target Names	AK1


Image



The image is immunohistochemistry of paraffin-embedded Human thyroid cancer tissue using CSB-PA937228(AK1 Antibody) at dilution 1/25. (Original magnification: x200)



The image is immunohistochemistry of paraffin-embedded Human breast cancer tissue using CSB-PA937228(AK1 Antibody) at dilution 1/25. (Original magnification: x200)



Gel: 10%SDS-PAGE, Lysate: 30 μ g, Lane: HT29 cells, Primary antibody: CSB-PA937228(AK1 Antibody) at dilution 1/400, Secondary antibody: Goat anti rabbit IgG at 1/8000 dilution, Exposure time: 2min

Usage

For Research Use Only. Not for use in diagnostic or therapeutic procedures.