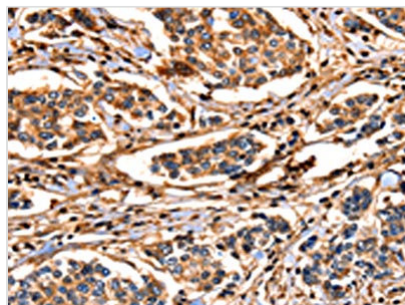




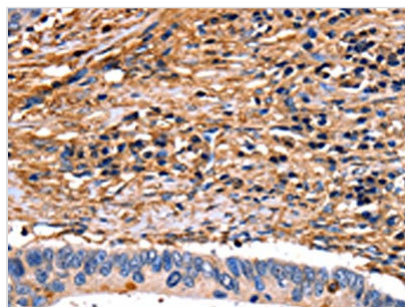
ANXA6 Antibody

Product Code	CSB-PA197126
Storage	Upon receipt, store at -20°C or -80°C. Avoid repeated freeze.
Uniprot No.	P08133
Immunogen	Fusion protein of Human ANXA6
Raised In	Rabbit
Species Reactivity	Human,Mouse,Rat
Tested Applications	ELISA,WB,IHC;ELISA:1:1000-1:2000,WB:1:200-1:500,IHC:1:25-1:100
Form	Liquid
Conjugate	Non-conjugated
Storage Buffer	-20°C, pH7.4 PBS, 0.05% NaN ₃ , 40% Glycerol
Purification Method	Antigen affinity purification
Isotype	IgG
Alias	annexin A6
Immunogen Species	Homo sapiens (Human)
Target Names	ANXA6


Image



The image on the left is immunohistochemistry of paraffin-embedded Human breast cancer tissue using CSB-PA197126(ANXA6 Antibody) at dilution 1/17, on the right is treated with fusion protein. (Original magnification: x200)



The image on the left is immunohistochemistry of paraffin-embedded Human colon cancer tissue using CSB-PA197126(ANXA6 Antibody) at dilution 1/17, on the right is treated with fusion protein. (Original magnification: x200)



Gel: 8%SDS-PAGE, Lysate: 30 μ g, Lane: 293T cells, Primary antibody: CSB-PA197126(ANXA6 Antibody) at dilution 1/350, Secondary antibody: Goat anti rabbit IgG at 1/8000 dilution, Exposure time: 10 seconds

Usage

For Research Use Only. Not for use in diagnostic or therapeutic procedures.