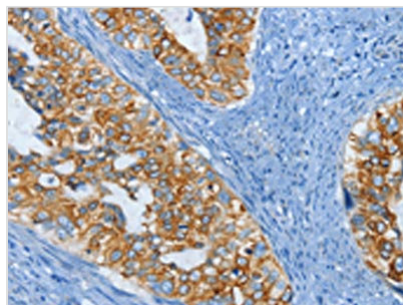




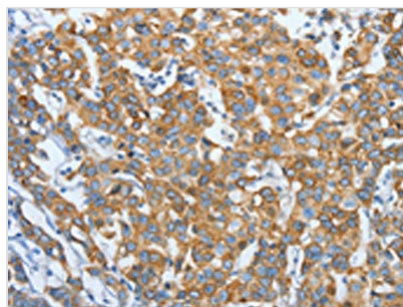
# KRT81 Antibody

<b>Product Code</b>	CSB-PA042926
<b>Storage</b>	Upon receipt, store at -20°C or -80°C. Avoid repeated freeze.
<b>Uniprot No.</b>	Q14533
<b>Immunogen</b>	Fusion protein of Human KRT81
<b>Raised In</b>	Rabbit
<b>Species Reactivity</b>	Human,Mouse
<b>Tested Applications</b>	ELISA,WB,IHC;ELISA:1:1000-1:2000,WB:1:200-1:1000,IHC:1:15-1:50
<b>Form</b>	Liquid
<b>Conjugate</b>	Non-conjugated
<b>Storage Buffer</b>	-20°C, pH7.4 PBS, 0.05% NaN <sub>3</sub> , 40% Glycerol
<b>Purification Method</b>	Antigen affinity purification
<b>Isotype</b>	IgG
<b>Alias</b>	keratin 81
<b>Immunogen Species</b>	Homo sapiens (Human)
<b>Target Names</b>	KRT81


## Image



The image on the left is immunohistochemistry of paraffin-embedded Human cervical cancer tissue using CSB-PA042926(KRT81 Antibody) at dilution 1/15, on the right is treated with fusion protein. (Original magnification: x200)



The image on the left is immunohistochemistry of paraffin-embedded Human breast cancer tissue using CSB-PA042926(KRT81 Antibody) at dilution 1/15, on the right is treated with fusion protein. (Original magnification: x200)



Gel: 10%SDS-PAGE, Lysate: 40  $\mu$ g, Lane: Hela cells, Primary antibody: CSB-PA042926(KRT81 Antibody) at dilution 1/200, Secondary antibody: Goat anti rabbit IgG at 1/8000 dilution, Exposure time: 30 seconds