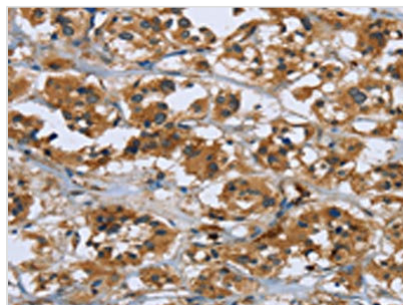




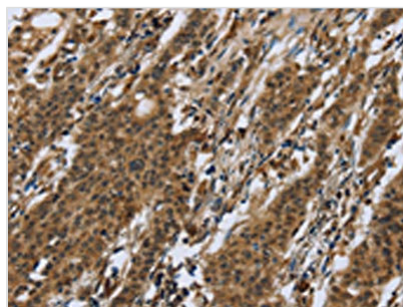
RAP1B Antibody

Product Code	CSB-PA841145
Storage	Upon receipt, store at -20°C or -80°C. Avoid repeated freeze.
Uniprot No.	P61224
Immunogen	Fusion protein of Human RAP1B
Raised In	Rabbit
Species Reactivity	Human,Mouse,Rat
Tested Applications	ELISA,WB,IHC;ELISA:1:2000-1:5000,WB:1:500-1:2000,IHC:1:50-1:200
Form	Liquid
Conjugate	Non-conjugated
Storage Buffer	-20°C, pH7.4 PBS, 0.05% NaN ₃ , 40% Glycerol
Purification Method	Antigen affinity purification
Isotype	IgG
Alias	Ras-related protein Rap-1b
Immunogen Species	Homo sapiens (Human)
Target Names	RAP1B


Image



The image on the left is immunohistochemistry of paraffin-embedded Human thyroid cancer tissue using CSB-PA841145(RAP1B Antibody) at dilution 1/50, on the right is treated with fusion protein. (Original magnification: x200)



The image on the left is immunohistochemistry of paraffin-embedded Human gastric cancer tissue using CSB-PA841145(RAP1B Antibody) at dilution 1/50, on the right is treated with fusion protein. (Original magnification: x200)



Gel: 8%SDS-PAGE,Lysate: 40 μ g,Lane 1-3:
293T cells, Jurkat cells, NIH/3T3 cells,Primary
antibody: CSB-PA841145(RAP1B Antibody) at
dilution 1/550 dilution,Secondary antibody: Goat
anti rabbit IgG at 1/8000 dilution,Exposure time:
1 minute

Usage

For Research Use Only. Not for use in diagnostic or therapeutic procedures.