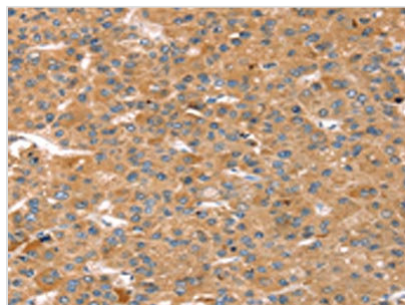




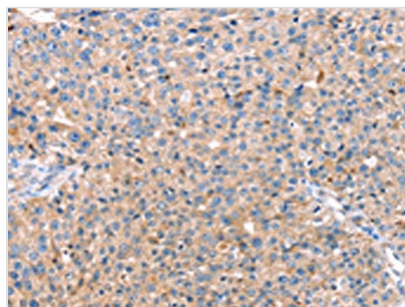
CAPN7 Antibody

Product Code	CSB-PA346002
Storage	Upon receipt, store at -20°C or -80°C. Avoid repeated freeze.
Uniprot No.	Q9Y6W3
Immunogen	Fusion protein of Human CAPN7
Raised In	Rabbit
Species Reactivity	Human,Mouse
Tested Applications	ELISA,WB,IHC;ELISA:1:2000-1:5000,WB:1:500-1:2000,IHC:1:25-1:100
Form	Liquid
Conjugate	Non-conjugated
Storage Buffer	-20°C, pH7.4 PBS, 0.05% NaN ₃ , 40% Glycerol
Purification Method	Antigen affinity purification
Isotype	IgG
Alias	calpain 7
Immunogen Species	Homo sapiens (Human)
Target Names	CAPN7

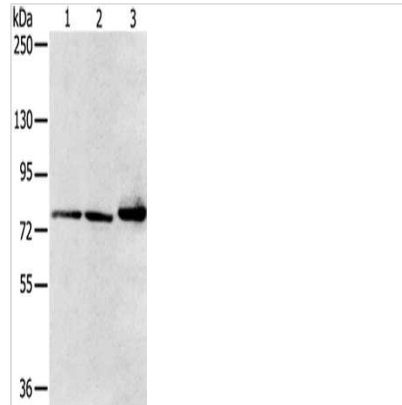
Image



The image on the left is immunohistochemistry of paraffin-embedded Human liver cancer tissue using CSB-PA346002(CAPN7 Antibody) at dilution 1/20, on the right is treated with fusion protein. (Original magnification: x200)



The image on the left is immunohistochemistry of paraffin-embedded Human breast cancer tissue using CSB-PA346002(CAPN7 Antibody) at dilution 1/20, on the right is treated with fusion protein. (Original magnification: x200)



Gel: 6%SDS-PAGE, Lysate: 40 μ g, Lane 1-3:
Mouse heart tissue, HT29 cells, mouse liver
tissue, Primary antibody: CSB-
PA346002(CAPN7 Antibody) at dilution 1/300,
Secondary antibody: Goat anti rabbit IgG at
1/8000 dilution, Exposure time: 1 second

Usage

For Research Use Only. Not for use in diagnostic or therapeutic procedures.