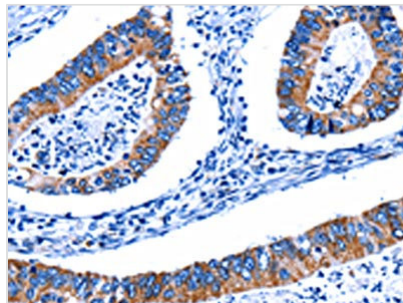




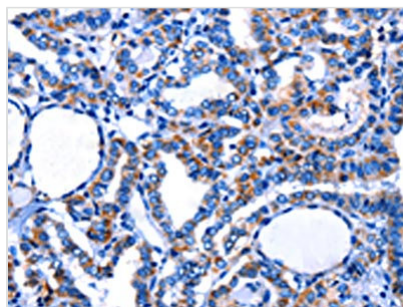
CTSH Antibody

Product Code	CSB-PA560952
Storage	Upon receipt, store at -20°C or -80°C. Avoid repeated freeze.
Uniprot No.	P09668
Immunogen	Fusion protein of Human CTSH
Raised In	Rabbit
Species Reactivity	Human,Mouse,Rat
Tested Applications	ELISA,WB,IHC;ELISA:1:1000-1:2000,WB:1:200-1:1000,IHC:1:10-1:50
Form	Liquid
Conjugate	Non-conjugated
Storage Buffer	-20°C, pH7.4 PBS, 0.05% NaN ₃ , 40% Glycerol
Purification Method	Antigen affinity purification
Isotype	IgG
Alias	cathepsin H
Immunogen Species	Homo sapiens (Human)
Target Names	CTSH


Image



The image on the left is immunohistochemistry of paraffin-embedded Human colon cancer tissue using CSB-PA560952(CTSH Antibody) at dilution 1/5, on the right is treated with fusion protein. (Original magnification: ×200)



The image on the left is immunohistochemistry of paraffin-embedded Human thyroid cancer tissue using CSB-PA560952(CTSH Antibody) at dilution 1/5, on the right is treated with fusion protein. (Original magnification: ×200)



Gel: 10%SDS-PAGE, Lysate: 60 μ g, Lane:
Human liver cancer tissue, Primary antibody:
CSB-PA560952(CTSH Antibody) at dilution
1/100, Secondary antibody: Goat anti rabbit IgG
at 1/8000 dilution, Exposure time: 1 minute

Usage

For Research Use Only. Not for use in diagnostic or therapeutic procedures.