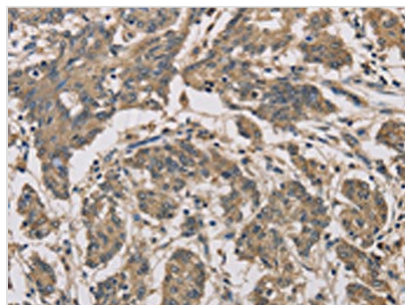




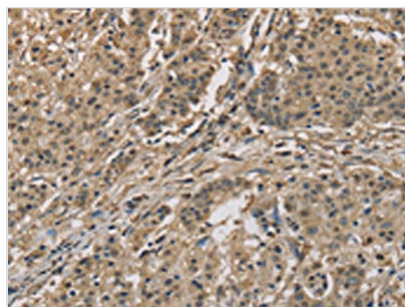
CYCS Antibody

Product Code	CSB-PA858095
Storage	Upon receipt, store at -20°C or -80°C. Avoid repeated freeze.
Uniprot No.	P99999
Immunogen	Fusion protein of Human CYCS
Raised In	Rabbit
Species Reactivity	Human,Mouse,Rat
Tested Applications	ELISA,WB,IHC;ELISA:1:2000-1:10000,WB:1:500-1:2000,IHC:1:100-1:300
Form	Liquid
Conjugate	Non-conjugated
Storage Buffer	-20°C, pH7.4 PBS, 0.05% NaN ₃ , 40% Glycerol
Purification Method	Antigen affinity purification
Isotype	IgG
Alias	cytochrome c, somatic
Immunogen Species	Homo sapiens (Human)
Target Names	CYCS

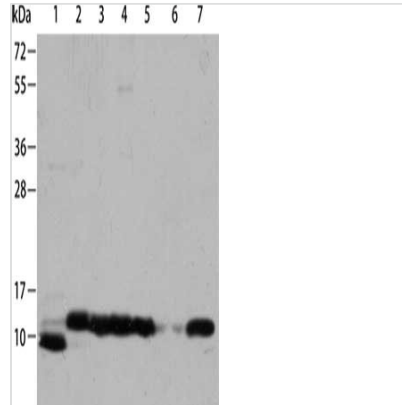
Image



The image is immunohistochemistry of paraffin-embedded Human colon cancer tissue using CSB-PA858095(CYCS Antibody) at dilution 1/70. (Original magnification: x200)



The image is immunohistochemistry of paraffin-embedded Human gastric cancer tissue using CSB-PA858095(CYCS Antibody) at dilution 1/70. (Original magnification: x200)



Gel: 8%SDS-PAGE, Lysate: 40 μ g, Lane 1-7:
Hela cells, K562 cells, mouse brain tissue,
Mouse heart tissue, Mouse kidney tissue, PC3
cells, Jurkat cells, Primary antibody: CSB-
PA858095(CYCS Antibody) at dilution 1/700,
Secondary antibody: Goat anti rabbit IgG at
1/8000 dilution, Exposure time: 5 seconds

Usage

For Research Use Only. Not for use in diagnostic or therapeutic procedures.