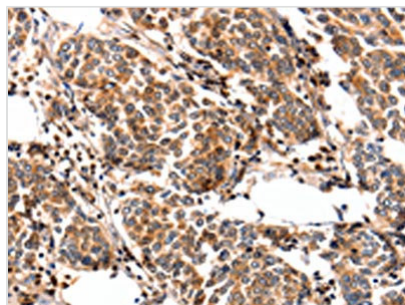




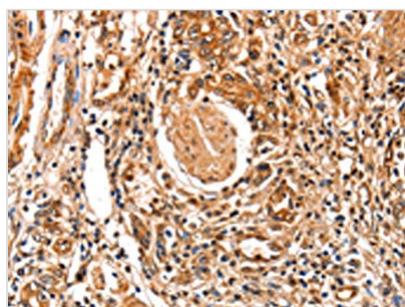
FABP7 Antibody

Product Code	CSB-PA066650
Storage	Upon receipt, store at -20°C or -80°C. Avoid repeated freeze.
Uniprot No.	O15540
Immunogen	Fusion protein of Human FABP7
Raised In	Rabbit
Species Reactivity	Human,Mouse,Rat
Tested Applications	ELISA,WB,IHC;ELISA:1:1000-1:5000,WB:1:500-1:2000,IHC:1:25-1:100
Form	Liquid
Conjugate	Non-conjugated
Storage Buffer	-20°C, pH7.4 PBS, 0.05% NaN ₃ , 40% Glycerol
Purification Method	Antigen affinity purification
Isotype	IgG
Alias	fatty acid binding protein 7, brain
Immunogen Species	Homo sapiens (Human)
Target Names	FABP7


Image



The image on the left is immunohistochemistry of paraffin-embedded Human breast cancer tissue using CSB-PA066650(FABP7 Antibody) at dilution 1/25, on the right is treated with fusion protein. (Original magnification: x200)



The image on the left is immunohistochemistry of paraffin-embedded Human stomach cancer tissue using CSB-PA066650(FABP7 Antibody) at dilution 1/25, on the right is treated with fusion protein. (Original magnification: x200)



Gel: 8+12%SDS-PAGE, Lysate: 30 μ g, Lane:
Human fetal brain tissue, Primary antibody:
CSB-PA066650(FABP7 Antibody) at dilution
1/350, Secondary antibody: Goat anti rabbit IgG
at 1/8000 dilution, Exposure time: 30 seconds

Usage

For Research Use Only. Not for use in diagnostic or therapeutic procedures.