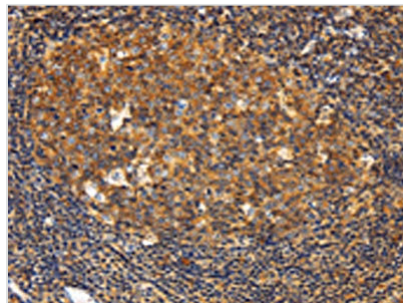




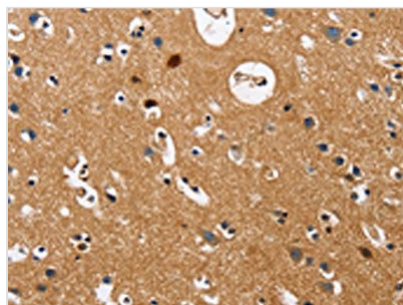
GNA13 Antibody

Product Code	CSB-PA805573
Storage	Upon receipt, store at -20°C or -80°C. Avoid repeated freeze.
Uniprot No.	Q14344
Immunogen	Fusion protein of Human GNA13
Raised In	Rabbit
Species Reactivity	Human,Mouse,Rat
Tested Applications	ELISA,WB,IHC;ELISA:1:2000-1:5000,WB:1:500-1:2000,IHC:1:25-1:100
Form	Liquid
Conjugate	Non-conjugated
Storage Buffer	-20°C, pH7.4 PBS, 0.05% NaN ₃ , 40% Glycerol
Purification Method	Antigen affinity purification
Isotype	IgG
Alias	guanine nucleotide binding protein (G protein), alpha 13
Immunogen Species	Homo sapiens (Human)
Target Names	GNA13

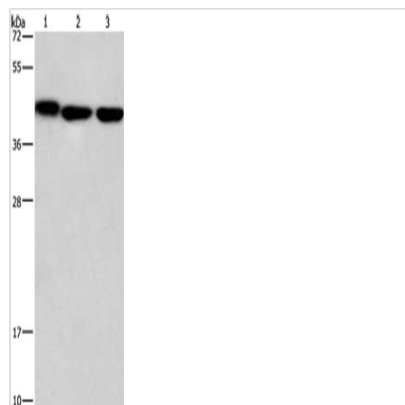
Image



The image on the left is immunohistochemistry of paraffin-embedded Human tonsil tissue using CSB-PA805573(GNA13 Antibody) at dilution 1/20, on the right is treated with fusion protein. (Original magnification: x200)



The image on the left is immunohistochemistry of paraffin-embedded Human brain tissue using CSB-PA805573(GNA13 Antibody) at dilution 1/20, on the right is treated with fusion protein. (Original magnification: x200)



Gel: 15%SDS-PAGE, Lysate: 40 μ g, Lane 1-3: Mouse kidney tissue, human testis tissue, Human brain malignant glioma tissue, Primary antibody: CSB-PA805573(GNA13 Antibody) at dilution 1/450, Secondary antibody: Goat anti rabbit IgG at 1/8000 dilution, Exposure time: 1 minute

Usage

For Research Use Only. Not for use in diagnostic or therapeutic procedures.