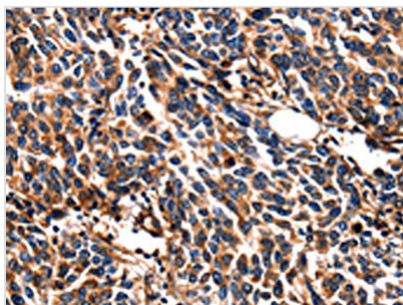




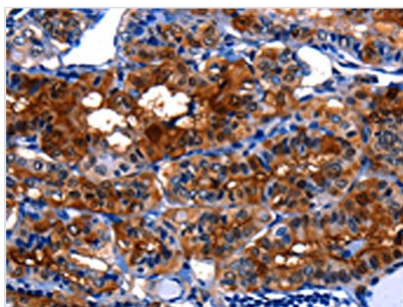
LGALS3 Antibody

Product Code	CSB-PA168758
Storage	Upon receipt, store at -20°C or -80°C. Avoid repeated freeze.
Uniprot No.	P17931
Immunogen	Fusion protein of Human LGALS3
Raised In	Rabbit
Species Reactivity	Human,Mouse,Rat
Tested Applications	ELISA,WB,IHC;ELISA:1:1000-1:5000,WB:1:200-1:1000,IHC:1:10-1:50
Form	Liquid
Conjugate	Non-conjugated
Storage Buffer	-20°C, pH7.4 PBS, 0.05% NaN ₃ , 40% Glycerol
Purification Method	Antigen affinity purification
Isotype	IgG
Alias	lectin, galactoside-binding, soluble, 3
Immunogen Species	Homo sapiens (Human)
Target Names	LGALS3


Image



The image on the left is immunohistochemistry of paraffin-embedded Human breast cancer tissue using CSB-PA168758(LGALS3 Antibody) at dilution 1/5, on the right is treated with fusion protein. (Original magnification: x200)



The image on the left is immunohistochemistry of paraffin-embedded Human thyroid cancer tissue using CSB-PA168758(LGALS3 Antibody) at dilution 1/5, on the right is treated with fusion protein. (Original magnification: x200)



Gel: 10%SDS-PAGE, Lysate: 30 μ g, Lane 1-2:
231 cells, Hela cells, Primary antibody: CSB-
PA168758(LGALS3 Antibody) at dilution 1/100,
Secondary antibody: Goat anti rabbit IgG at
1/8000 dilution, Exposure time: 90 seconds

Usage

For Research Use Only. Not for use in diagnostic or therapeutic procedures.